



Photo: Rodney Dekker/OxfamAus

UNDERSTANDING GENDER-BASED AND SORCERY RELATED VIOLENCE IN PAPUA NEW GUINEA

AN ANALYSIS OF DATA COLLECTED
FROM OXFAM PARTNERS 2013-2016



OXFAM

#PNGAusPartnership



ACKNOWLEDGEMENTS

We acknowledge Oxfam's partner organisations and staff who provide important services in relation to gender-based and sorcery related violence in Papua New Guinea. These organisations include Family for Change, Kafe Urban Settlers' Women's Association, Kup Women for Peace, Lifeline, Madang Provincial Council of Women, Nana Kundi Crisis Centre and St Anna's Crisis Centre.

We would like to thank Oxfam staff who have been providing ongoing support for data collection, data entry and analysis. We thank the data entry staff for their commitment to ensuring all data was entered and checked.

Funding for this project was provided by Pacific Women Shaping Pacific Development as part of the Papua New Guinea - Australia partnership.

Queensland University of Technology for Oxfam

Authors

Verena Thomas, Jackie Kauli, Patrick Rawstorne

Oxfam Editor

Charlotte Kakebeeke

Data Entry Staff

Elias Alex, Lawrence Bundi, Joanne Denna, Lily Herbert,
Alessandra Mel, Wendy Safi, Roselyn Siki, Cynthia
Vetunawa



ABOUT OXFAM

Oxfam is an international development confederation of 18 organisations (and two observer members) working together with partners and local communities working in more than 90 countries to mobilise the power of people against poverty.

Oxfam has worked in Papua New Guinea since the late 1990's and currently works in partnership with local and international actors, including government, civil society, community-based, private sector and faith-based organisations across nine Provinces.

Oxfam's rights-based approach to development recognises that people are active agents of change.

We believe by working together, we can end the root causes of poverty and injustice.

WOMEN'S RIGHTS AND TRANSFORMATIVE CHANGE

One of the most serious and pervasive forms of inequality is gender-based discrimination against women and girls. Gender inequality and the violation of women's rights is a significant barrier to human and economic development in the Pacific region. Women in Papua New Guinea face serious discrimination and denial of their basic rights, including the right to live free from violence and the threat of violence. Women are under-represented in decision making at all levels, have limited access to resources, and experience incredibly heavy work burdens. The Oxfam Gender Justice Program responds to the entrenched disadvantage of women in the Papua New Guinea, recognising that gender inequality in the Papua New Guinea is pervasive, persistent and deep-seated.

Oxfam's vision is for a just world without gender inequality: a world in which, through transformed gendered power relations, women and girls will gain power and control over their lives through changes in attitudes and practices. We want to see women and girls influencing decisions that affect their lives, enjoying their rights, and living free from violence and the threat of violence.

We also want to see men and boys adopting positive, gender equitable masculinities, and the inclusion and rights of gender and sexuality-diverse people prioritised.

Oxfam's Approach

We support women-led action and partner with local organisations, particularly women's rights organisations, to ensure solutions are contextually appropriate, led by local people, and meet the needs of women, men, and gender-diverse people.

We operate at all levels from individual, household, community, national, and global to:

- respond to humanitarian crises in ways that promote women's rights, leadership and safety, and ensure women benefit in all emergency response and recovery efforts;
- work locally with people and communities to support their development in ways that ensure women are benefiting from, and are leading, change in their communities; and
- influence governments, institutions and businesses to develop and implement laws, policies and practices that support gender justice and women's rights.

We work with communities over extended periods of time to support transformational change at the individual, community and structural level in order to change the thinking, perceptions, and behaviours that lead to gender inequality.

We prioritise learning, accountability, and innovation by collecting and sharing evidence from our programs, and strengthening Oxfam and our partner organisations by building the skills and expertise of staff.

We recognise the importance of working with men, boys, and gender-diverse people, as well as working with women and girls, in order to change harmful and narrow perceptions of what it means to be a gendered person, and to support equal, respectful, and non-violent relationships.

CONTENTS

LIST OF FIGURES	6
INTRODUCTION	8
BACKGROUND	9
METHODOLOGY	10
ANALYSIS OF ALL CASES AND COMPARATIVE ANALYSIS.....	12
OVERVIEW OF ALL CASES.....	12
CHARACTERISTICS ACCORDING TO GENDER OF COMPLAINANT	16
CHARACTERISTICS ACCORDING TO GENDER OF PERPETRATOR	17
RELATIONSHIP BETWEEN COMPLAINANT AND PERPETRATOR	17
TYPE OF COMPLAINT: PHYSICAL AND SEXUAL VIOLENCE.....	18
TYPE OF COMPLAINT: SORCERY RELATED VIOLENCE	19
CAUSE OF COMPLAINT: FINANCIAL DISAGREEMENT	19
UNDER AGE COMPLAINANTS	20
URBAN VERSUS RURAL	21
DISCUSSION AND SUMMARY	23
FACTSHEETS PER ORGANISATION.....	27
FAMILY FOR CHANGE	28
KAFE URBAN SETTLERS' WOMEN'S ASSOCIATION.....	33
KUP WOMEN FOR PEACE (KWP)	38
LIFELINE PORT MORESBY	43
MADANG PROVINCIAL COUNCIL OF WOMEN	48
NANA KUNDI CRISIS CENTRE	53
ST. ANNA CRISIS CENTRE	58
ANNEX COMMON DATA FORM	62

ABBREVIATIONS

GBV	Gender-based violence
FFC	Family for Change
KUSWA	Kafe Urban Settlers Women's Association
KWP	Kup Women for Peace
LL	Lifeline
MPWC	Madang Provincial Council of Women
NKCC	Nana Kundi Crisis Centre
PNG	Papua New Guinea
SACC	St. Anna Crisis Centre
SPSS	Statistical Package for the Social Sciences
SRV	Sorcery related violence

LIST OF FIGURES

1.	All common data set forms (n=6176) recorded from 2013-2016	12
2.	Education Levels of Complainants	12
3.	Referral to the organisations from.....	13
4.	Type of complaints according to organisation.....	13
5.	Cause of Complaint (n=6176)	14
6.	Services provided by all organisations.....	15
7.	Referral to (by all organisations).....	15
8.	Types of complaint according to gender of complainant	16
9.	Type of complaint according to gender of perpetrator	17
10.	Relationship to complainant according to gender of perpetrator (n=5580).....	17
11.	Relationship of perpetrator to complainant - physical and sexual violence (n=2358)	18
12.	Relationship of perpetrator to complainant among under age complainants.....	20
13.	Under age complainants according to gender and cause of complaint.....	21
14.	Level of education of complainants (urban vs rural).....	21
15.	Cause of complaints (urban vs rural).....	22
16.	Referral from (urban vs rural).....	23
17.	Referral to (urban vs rural)	23
18.	Referrals from FFC.....	27
19.	Type of Complaint (FFC)	27
20.	Cause of Complaint (FFC)	28
21.	Services provided (FFC)	29
22.	Referral from FFC to	29
23.	Referrals from (KUSWA)	32
24.	Type of Complaint (KUSWA).....	33
25.	Cause of Complaint (KUSWA).....	33
26.	Services provided by KUSWA	34
27.	Referral from KUSWA to.....	35
28.	Referrals from (KWP)	37
29.	Type of Complaint (KWP).....	38
30.	Cause of Complaint (KWP)	39
31.	Services provided by KWP	40
32.	Referrals to (KWP)	40
33.	Referrals from (Lifeline).....	43
34.	Type of Complaint (Lifeline).....	43
35.	Cause of Complaint (Lifeline).....	44

36.	Services provided by Lifeline	45
37.	Referral to (Lifeline)	45
38.	Referrals from (MPCW).....	48
39.	Type of Complaint (MPCW)	49
40.	Services provided by MPCW.....	49
41.	Referral from MPCW to	50
42.	Referrals from (NKCC)	52
43.	Type of Complaints (NKCC).....	52
44.	Cause of Complaint (NKCC).....	53
45.	Services provided (NKCC).....	53
46.	Referral from NKCC to.....	54
47.	Referrals from (SACC)	56
48.	Type of Complaint (SACC).....	56
49.	Cause of Complaint (SACC).....	57
50.	Services Provided (SACC).....	57
51.	Referral from SACC to.....	58

INTRODUCTION

Since 2013, Oxfam PNG has collected data on the gender-based violence (GBV) and since 2014 sorcery related violence (SRV) cases from its partner organisations working across Papua New Guinea (PNG). Partners who have collected information that is included in this report include Family for Change, Kafe Urban Settlers' Women's Association, Kup Women for Peace, Lifeline, Madang Provincial Council of Women, Nana Kundi Crisis Centre and St Anna's Crisis Centre. These partners have used Oxfam's repatriation and reintegration operating protocols which include a common data set form (see Annex 1). The coordinated collection of the cases informs each of the organisation's work plan and provides substantial quantitative data to better understand GBV and SRV cases in PNG.

The data set records demographics of the complainant and perpetrator (where available) as well as information about the type and cause of the complaint, referrals, services provided and secondary victims. Data recorded represents cases recorded in five provinces of PNG. The data provides an understanding of the type of GBV and SRV inflicted, who is impacted (women, men, girls and boys) and who the perpetrators of these acts are.

Through this project data collected up to the end of 2016 was entered into statistical analysis software (SPSS) and analysed. During analysis, processes of data collection were reviewed and adjusted in collaboration with organisational partners and Oxfam staff. A rigorous approach to data collection and analysis will provides ongoing opportunities for monitoring, evaluation and learning. In this process organisational partners will have the capacity to record and analyse their data internally while contributing to the larger data set.

The purpose of this report is to inform the PNG government, NGOs, and service providers about GBV and SRV cases in the country drawing on comprehensive data collected across different regions over the past 3-4 years. The report firstly reviews all cases combined for the purpose of an overall analysis. Secondly, the data from each of the organisation is provided in organisational fact sheets. From the analysis emerge recommendations for the implementation of future programs addressing gender-based and sorcery related violence in PNG.

BACKGROUND

Papua New Guinea (PNG) experiences a high rate of gender-based violence which is considered endemic. Two in three women are said to be affected by gender-based violence in PNG (Department of Community Development 2016). In recent years, sorcery accusation related violence has created further challenges in addressing violence in PNG communities.

The PNG Government has responded with a variety of strategies and investments in recent years. These include legislative changes such as the Family Protection Act, the Lukautim Pikinini Act and the repeal of the Sorcery Act. Further, the National Strategy on Gender Based Violence (GBV) 2016-2025, which provides a framework for the prevention of GBV and the delivery of quality services to survivors of GBV, was approved by the National Executive Council in 2016. While these changes are a move in the right direction, the implementation of the laws and the national strategy within PNG communities remains challenging.

It is further recognised that “lack of official data, along with non-reporting and under-reporting, is a key challenge in addressing GBV in Papua New Guinea and that that data on GBV is scattered and/or unpublished.” (National GBV Strategy 2016, p.39)

Community based organisations have continued to address violence in communities and have developed innovative strategies to addressing issues related to violence. Strengthening their efforts in line with the national agenda allows for programs to be implemented that are contextualised and that directly respond to the power structures and complexities inherent in these communities. At the same time, the coordinated effort of collecting case data can contribute to a better understanding of GBV in PNG.

Oxfam PNG’s gender justice program is focused on gender-based violence (GBV) (specifically intimate partner violence, non-partner sexual violence, broader family violence), and sorcery related violence (as experienced by women, men, girls and boys). The broader program works with 11 PNG based organisations (partners). Oxfam works closely with these partners to support the implementation of programs with the goal to provide services to survivors and mitigate gender-based and sorcery related violence to create safer communities in Papua New Guinea.

¹ UNDP, and PNG Department of Community Development and Religion. 2016. Painim Aut Na Luksave – Understanding Gender-Based Violence to Secure Sustainable Development in Papua New Guinea. Port Moresby.

² GoPNG. 2016. Papua New Guinea National Strategy to Prevent and Respond to Gender Based Violence 2016-2025. Port Moresby.

METHODOLOGY

Cases had been collected from Oxfam organisational partners since 2013. The common data set form (see Annex 1) was developed in consultation with partners to capture cases that each of the organisations deals with. However, since 2013 data forms were not always collected systematically by the organisations. The data therefore, while providing information on a variety of cases, is not always representative of the number of all the cases occurring in each of the organisations. Nevertheless, the analysis of the data provides key insights about the work that each of the organisations undertakes and what services they provide as well as profiles of complainants and perpetrators. The process of the analysis has also informed recommendations for improvement of processes of data collection, and of the data instruments for data collected from 2017 onwards.

Cases were collected by seven organisations from five provinces in Papua New Guinea (see Fig. 1). A total of 6,176 cases were recorded between 2013 and 2016. Data was collected by case workers within each of the organisations.



Organisation	Recorded Cases (2013-2016)
Family for Change	1427
KUSWA	225
KWP	180
Lifeline	156
MPCW	414
NKCC	2982
SACC	792

Table 1: Number of recorded cases per organisation

Fig 1: Map of Papua New Guinea with locations of organisations

Due to the non-systematic collection of cases and organisations' varying capacities, cases recorded for each organisation vary significantly (see Table 1).

Ethical approval for the data analysis of the already collected data was obtained through the ethics review committee at Queensland University of Technology.

The majority of data was collected using paper based forms. Data was entered by research assistants from the Centre for Social and Creative Media at the University of Goroka and at the Oxfam office in Goroka.

Data analysis was done using SPSS software. Where cases were not clear or seemed to provide contradictory information, feedback was sought from the organisational partners.

CHALLENGES & LIMITATIONS

Limitations emerged due to the varying organisational capacities and the challenging circumstances in which data on GBV and SRV is collected. Data was recorded by different case workers with varying skill levels. Data collection was irregular and dependant on each organisation to maintain case officers, have copies of data forms available and appropriate storage space for the data.

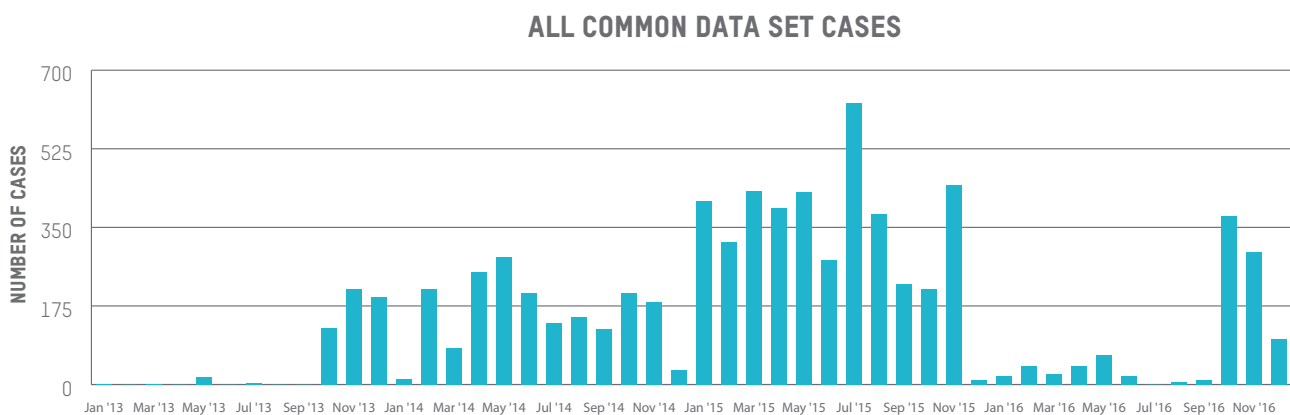
Categories used in the data form were at times interpreted differently depending on cultural and organisational contexts. One organisation used two different forms over the time of data collection. It was also found that for the cases many factors and categories were interlinked, so often multiple categories applied to cases. However, it was not recorded which was of the types of causes was more prominent than others or what the relationship between different categories or causes was.

In recent year's significant investment, including this project, has been made into capacity building of the partners in case management and information management to address these challenges to some extent. It is noted however that these limitations in the data set must be taken into consideration with regards to the data analysis. Care was taken in relation to the interpretation of data and feedback was sought from each of the organisations to verify the results from the data analysis.

ANALYSIS OF ALL CASES AND COMPARATIVE ANALYSIS

OVERVIEW OF ALL CASES

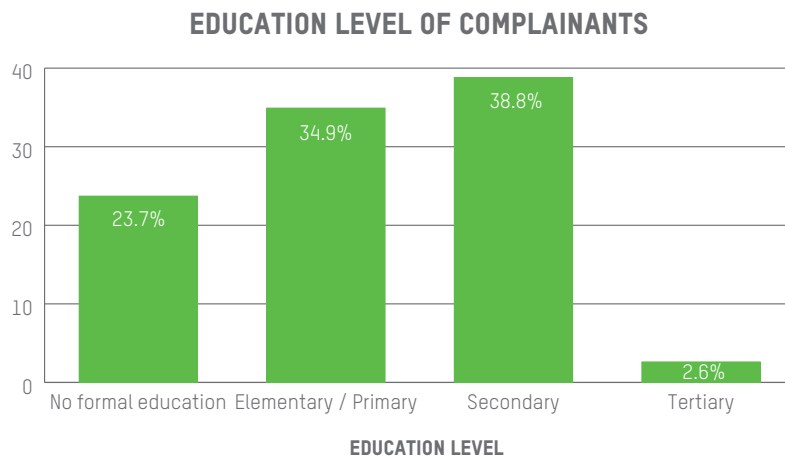
Data collected was dependent on the organisational capacities as well as the transfer of data to the Oxfam office. It can be noted that the majority of cases (80%) were captured during 2014 and 2015 (see Fig 1). For the purpose of the overall analysis all recorded cases between 2013 and 2016 are taken into account (n=6176).



1. All common data set forms (n=6176) recorded from 2013-2016

ANALYSIS OF OVERALL DATA

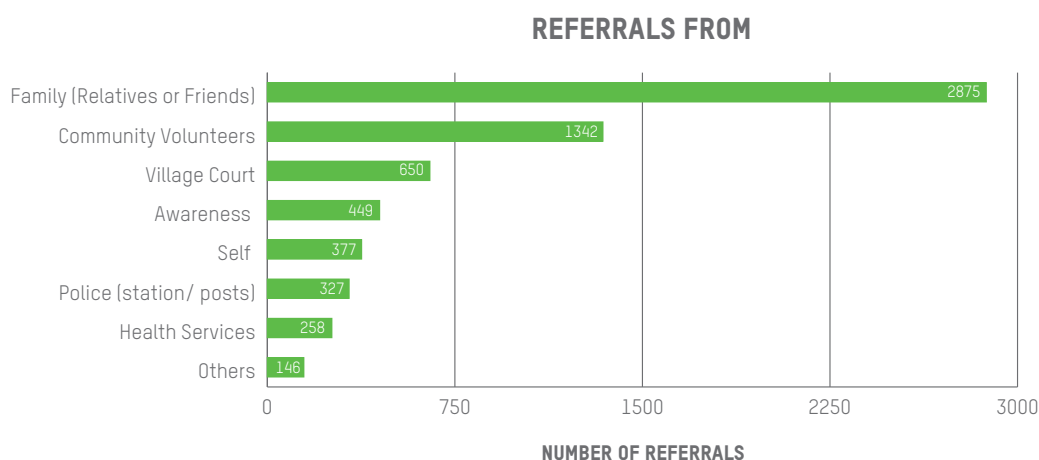
Those lodging a complaint with the organisations were 78% female and 22% male (n=6143) of which 5.3% were under age. The average age of the complainant was 32 years. The majority had no formal employment (81.3%) with 12.9% being in formal employment and 5.8% being students. About a quarter of complainants had no formal education (23.7%).



2. Education Levels of Complainants

About three quarters of complainants were married (77.4% n=5962), about a tenth were single (9.7%). 12.1% reported living with a disability.

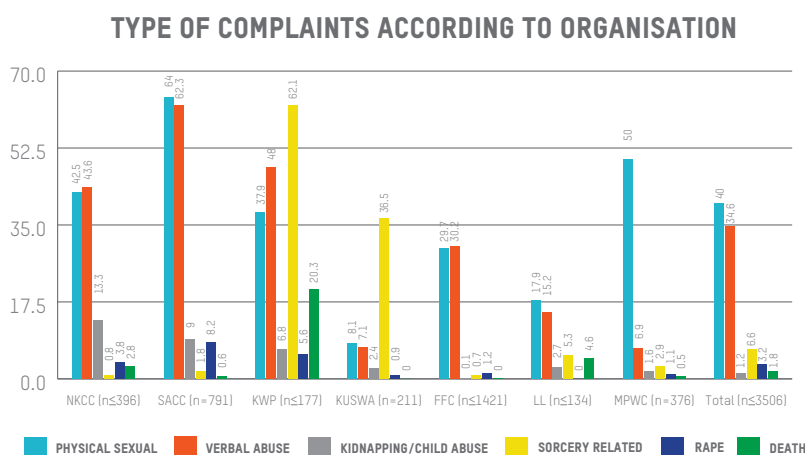
Most people were referred to the service provider or crisis centre by family or friends or community volunteers (see Fig 3). Some organisations found that awareness in an area increased the number of people accessing the services.



3. Referral to the organisations from

TYPE OF COMPLAINTS

Most commonly reported to the organisations were complaints of physical and sexual abuse and verbal abuse. Two organisations based in the Highlands region, KWP and KUSWA, frequently deal with sorcery accusation related violence.



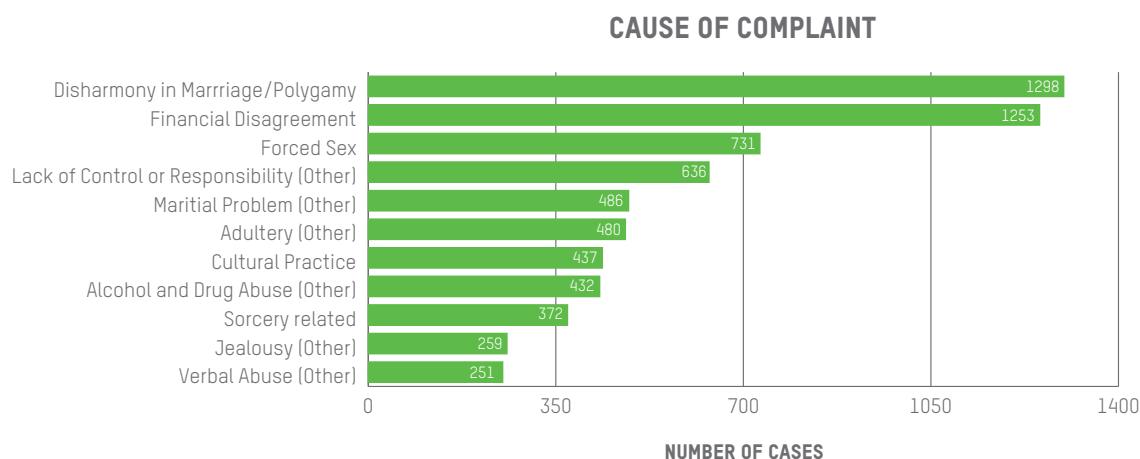
4. Type of complaints according to organisation

In Fig 4 we report on the 6 main categories of type of complaints provided in the form. An additional category 'other' was provided, but it is not included in the graph. For all categories multiple selections were possible.

2558 NKCC cases recorded via a form with different categories are not included in this graph. These NKCC cases not reported in the graph recorded 42.1% physical and sexual violence, adultery/marital problem 55.7%, child maintenance 16.1%, kidnapping/child abuse 15%, rape/false pretence/teenage pregnancy 10.2%, verbal abuse/defamation 44.8% (NKCC n=2558).

CAUSE OF COMPLAINT

The cause of complaint was predominantly recorded as marriage problem and adultery or polygamous relationships were often identified as a cause. Further, main causes included financial disagreements, lack of control, forced sex and alcohol and drug abuse. Cultural practices and sorcery accusation were also frequently recorded as causes for complaint.



5. Cause of Complaint (n=6176)

All causes of complaints recorded under 'Other' were not noted in the form as pre-coded, but coded afterwards. Categories such as marital problem, adultery, disharmony/marriage/polygamy are not clearly distinguishable. The graph above represents the number of cases as entered by the different organisations. In some cases, more than one cause of complaint was selected.

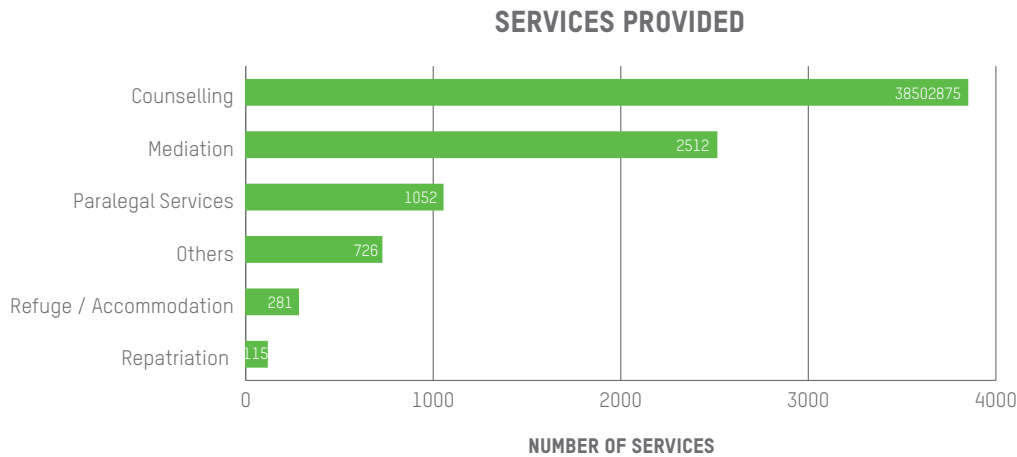
PERPETRATOR'S PROFILE

Perpetrators were 77.9% male and 22.1% female. 71.3% had no formal employment while one quarter was in formal employment (24.6%) with 15% employed in the private sector. In two thirds of all cases, perpetrators were in an intimate partner relationship with the complainant (65.6% n=6176).

In at least half of the complaints, secondary victims involved children as main secondary victims (51.9%).

SERVICES PROVIDED

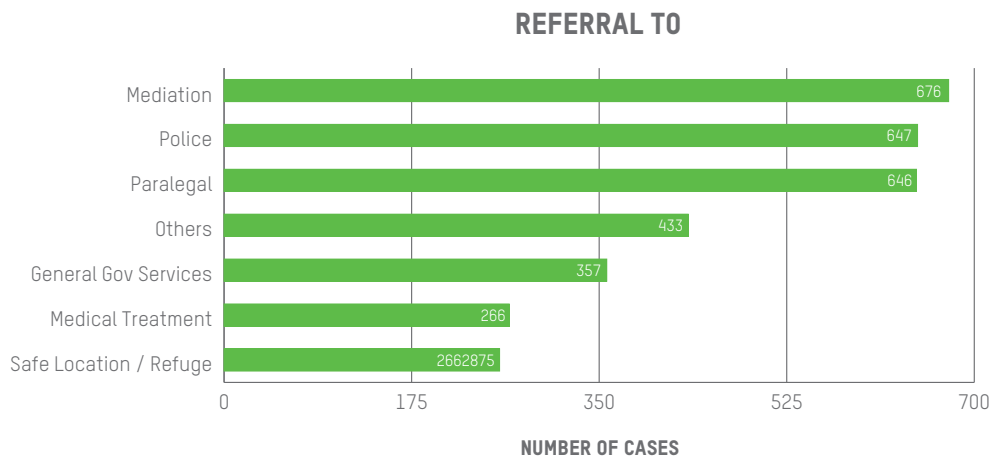
The main services provided across all organisations was counselling and mediation (see Fig 6). Paralegal services were also provided regularly while refuge/accommodation and Repatriation were provided occasionally.



6. Services provided by all organisations

REFERRALS TO

Organisations regularly referred complainants to mediation, paralegal services and the police (see Fig 7). Referrals to medical treatment or a safe location occurred in less than one in ten cases.



7. Referral to (by all organisations)

Of those who commented on secondary victims, complainants report a number of 4 secondary victims on average (n=2336). More than half of these complainants (52%) mentioned children as key secondary victims (n=2211).

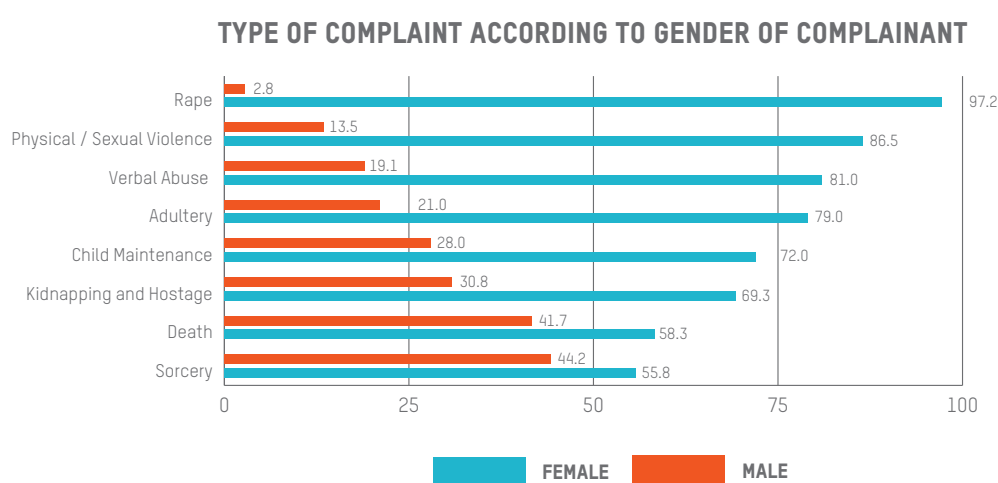
While the overall analysis provides an understanding of all cases, a secondary analysis allows us to review the data according to the demographic information and other characteristics captured in the common data set. This can be used to better understand the factors that put people at risk of violence and to identify the perpetrators' characteristics in relation to the incident. As such, it can inform prevention strategies and targeted investment in service provision. The following section explores the various factors and characteristics under separate headings.

CHARACTERISTICS ACCORDING TO GENDER OF COMPLAINANT

Those lodging a complaint with the organisations were 78% female and 22% male. While complainants on average were early to mid thirties, the average age of female complainants was 31 while the average age for male complainants was 35.

Complainants were mostly female when type of complaints were rape, physical sexual violence or verbal abuse. However, complaints with regards to a death or sorcery related violence affected almost as many men as women (death: 58.3% female complainants, sorcery: 55.8% female complainants).

When the complainant was in an intimate partner relationship with the perpetrator, 84% of complainants were female (n=4033) while 16% were male, in comparison when the complainant was an immediate family member, 64% of complainants were female and 36% were male (n=857). This suggests that, from the cases recorded, women in intimate partner relationships are more vulnerable to experiencing violence



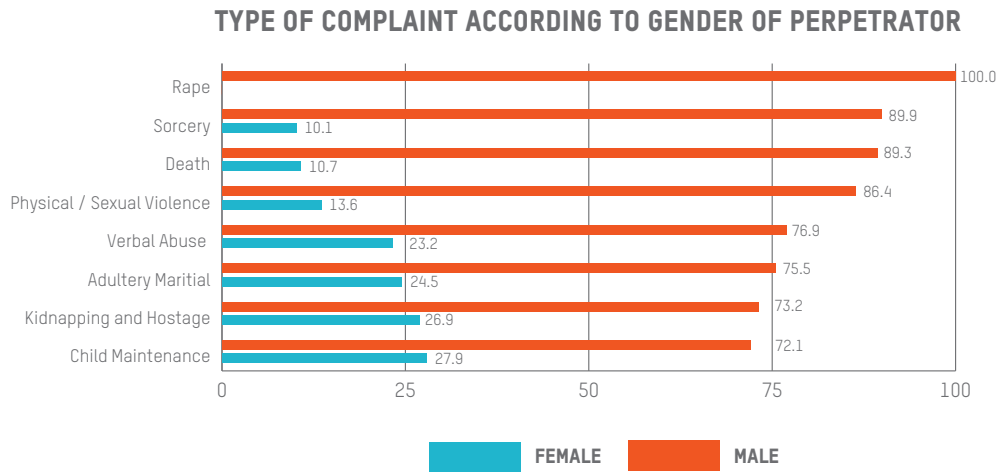
8. Types of complaint according to gender of complainant

Note: In some cases, the complainant was not the primary victim of the incident. For example, rape was reported by three male complainants but they were not the primary victims of the rape incident.

CHARACTERISTICS ACCORDING TO GENDER OF PERPETRATOR

Men account for 77.9% of perpetrators while women account for 22.1% of perpetrators stated in the complaint form. Cases where females are recorded as perpetrators are mainly child maintenance, kidnapping and hostage, adultery and verbal abuse. Percentages of male perpetrators were highest when the type of complaint was rape, death, sorcery related violence and physical sexual violence.

The average age for both female and male perpetrators was early to mid thirties (female 33.32, male 34.97). A higher percentage of male perpetrators were in formal employment (28% of all male perpetrators) compared to female perpetrators (12.2% of all female perpetrators were in formal employment).

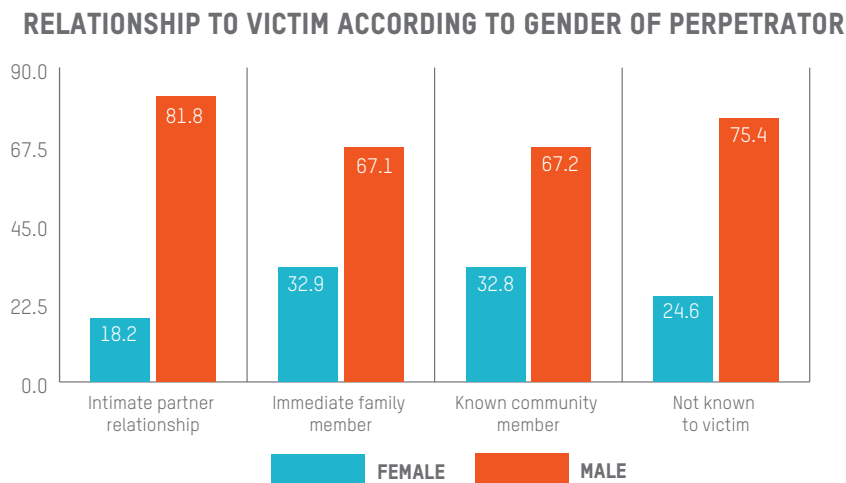


9. Type of complaint according to gender of perpetrator

RELATIONSHIP BETWEEN COMPLAINANT AND PERPETRATOR

The analysis reveals that in the majority of the cases the perpetrator is known to the complainant (88.6% n=6176). In particular, with regards to physical and sexual violence complaints the perpetrator is most likely to be an intimate partner.

When the perpetrator is male, the complainant is more likely to be an intimate partner, whereas for female perpetrators the complainant is more likely to be an immediate family member or known member of the community (see Fig 10).



10. Relationship to complainant according to gender of perpetrator (n=5580)

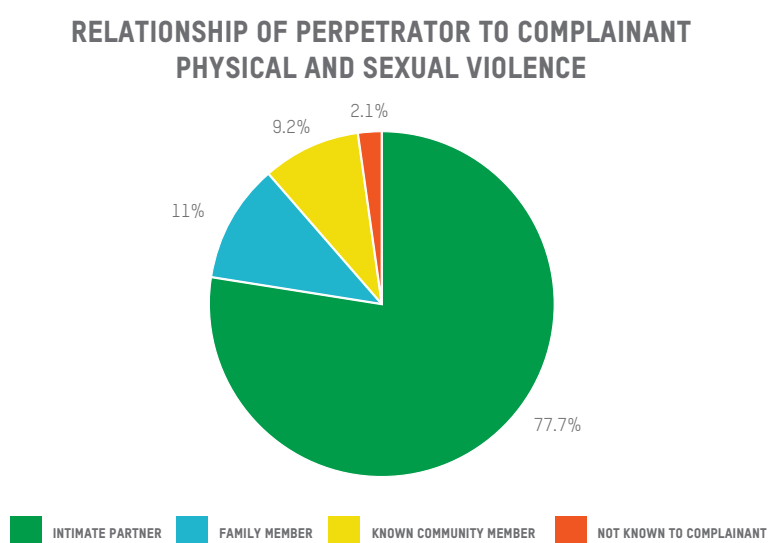
TYPE OF COMPLAINT: PHYSICAL AND SEXUAL VIOLENCE

Physical and sexual violence was one of the most common complaints that organisations were dealing with, with 40.1% of all cases (n=6063) involving physical and sexual violence as type of complaint.

In these cases, complainants were 86.5% female with an average age of 32 years. 13.3% reported living with a disability. Over a quarter of complainants (27.1%) had no formal education and the majority had no formal employment (86%). 80.4% stated that they were married while 8.8% were in a de-facto relationship and 8.2% were single.

Perpetrators were 86.4% male and an average age of 34 years. Three quarters of perpetrators had no formal employment (75.1%).

About three quarters of complainants (77.7%) reported being in an intimate partner relationship with the perpetrator (see Fig 11).



11. Relationship of perpetrator to complainant - physical and sexual violence (n=2358)

In two thirds of the cases of physical and sexual violence the organisations provide counselling (64.9%) and in almost half of all cases mediation (47.6%). Paralegal services are provided in 18.9% of all physical and sexual violence cases.

TYPE OF COMPLAINT: SORCERY RELATED VIOLENCE

Via the common data set 232 cases of sorcery related violence were recorded, most of which were reported by the organisations based in the Highlands region, KWP and KUSWA. Even though the number of cases is much lower than those involving physical and sexual violence, reviewing these cases specifically provides a valuable contrast and adds to the understanding of sorcery related violence.

The average age of the complainant for sorcery violence was 37. Complainants reported being accused of practicing sorcery and experiencing threats, damage of properties and physical violence in relation to the accusation. The average age of the main perpetrator recorded in the case of sorcery was 40 years of age. In over one third of sorcery cases complainants said that they were living with a disability (38.2% n=165).

Out of the sorcery cases where marital status of the complainant was reported (n=188), 76.6% were married, 8% single and 7% were widow(er)s. However, out of 32 complainants who stated that they were widowed, 13 reported sorcery cases. Over three quarters of complainants were not formally employed (78.3%) while 11.1% were in formal employment and 10.6% were students.

About one third of perpetrators recorded (n=152) were in formal employment (32.9%) while 64.5% had no formal employment. In two thirds of all sorcery related violence cases (64.8%) perpetrators were either an immediate family member or a known community member.

It needs to be noted that in most cases of sorcery related violence more than one perpetrators are involved and that therefore information about the main perpetrator provides a limited understanding of cases of sorcery related violence.

Organisations provided mostly counselling services (59.4%), and in a quarter of the cases mediation (24.5%) and paralegal services (24.5%). Also more frequently than in other cases, refuge accommodation (21%) and repatriation (23.6%) were provided.

CAUSE OF COMPLAINT: FINANCIAL DISAGREEMENT

In one of five cases (20.8% n=6016) financial disagreement was highlighted as the cause of complaint. Financial disagreements predominantly occurred among people in relationships with 87.5% of complainants being married and 7.5% in a de-facto relationship. Complainants stated that the perpetrator was the intimate partner in 85.4% of the cases, immediate family members were perpetrators in 8.7% of the cases.

Complainants were 84.1% female and of an average age of 34 years, and the majority was not in formal employment (83.6%).

This is in contrast to the perpetrator's profile, with 83.2% male, of an average age of 37 years. 32.1% of perpetrators, when the cause of complaint included financial disagreement, were in formal employment (compared to 24.6% of overall perpetrators).

In over two thirds of the cases (70.2%) involving financial disagreement counseling was provided by the organisations, in one third (36.6%) mediation was provided, and in one out of five cases (21%) paralegal services were provided.

³ KWP recorded a very high percentage of disability which has an impact on the analysis of all sorcery cases. The common data set form has been updated for future cases, in order to make a better assessment what complainants record as disability.

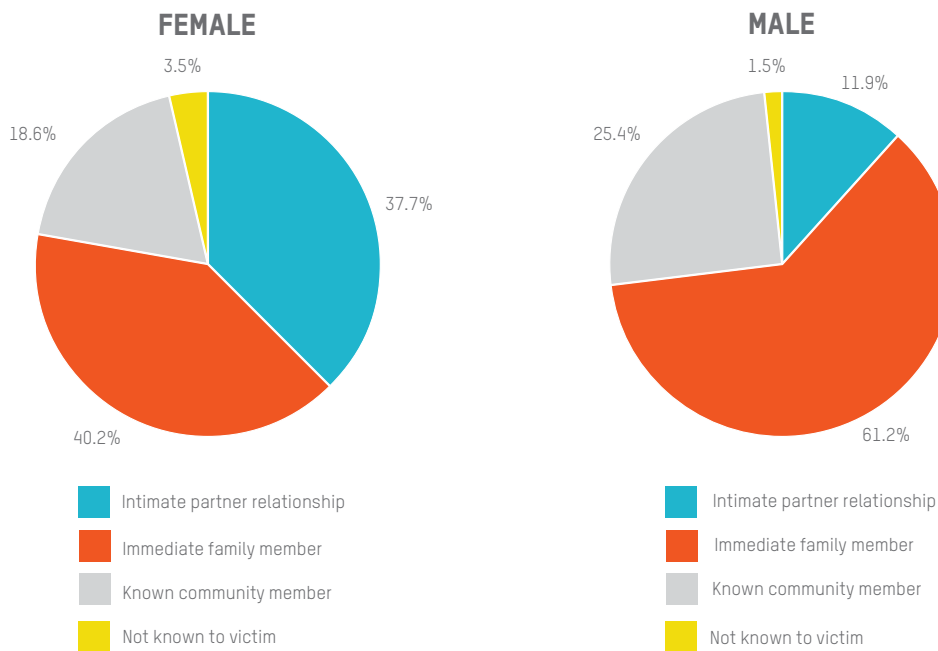
UNDER AGE COMPLAINANTS

Of all complaints 5.3% (325) were under age (under 18 years of age). Out of these, 70.2% were female complainants, while 29.8% were male complainants.

9.6% of complainants stated living with a disability. 11.9% of underage complainants stated that they were married, and 3.7% said they were in a de-facto relationship.

In almost half of the cases (45.5%) complainants stated the perpetrator was an immediate family member. (see Fig 12).

Relationship of perpetrator to complainant (under age complainants)



12. Relationship of perpetrator to complainant among under age complainants

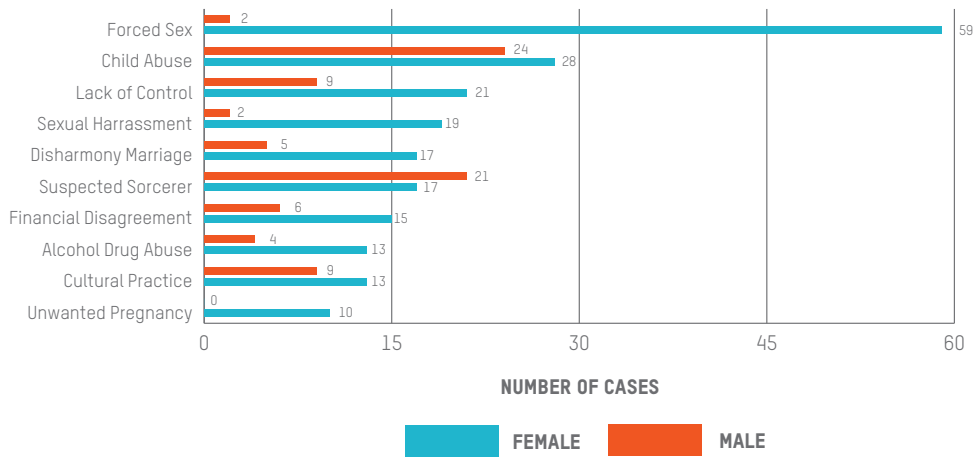
When complainants were under age, 88.8% of perpetrators were male. Male perpetrators were an average age of 28 years, while female perpetrators' average age was 32 years. 12.4% of perpetrators were in formal employment, 70.8% had no formal employment and 16.8% were students.

In a third of the cases (35.6%) physical sexual violence was the type of complaint. In these cases, 77.2% of complainants were female. In 28.6% of cases complainants noted a complaint of verbal abuse.

In 15.5% (n=207) of the cases sorcery related violence was the complaint which affected 20 male and 12 female under age complainants.

When physical sexual violence was the complaint, the perpetrators were 92.9% male.

UNDER AGE COMPLAINANTS ACCORDING TO GENDER AND CAUSE OF COMPLAINT

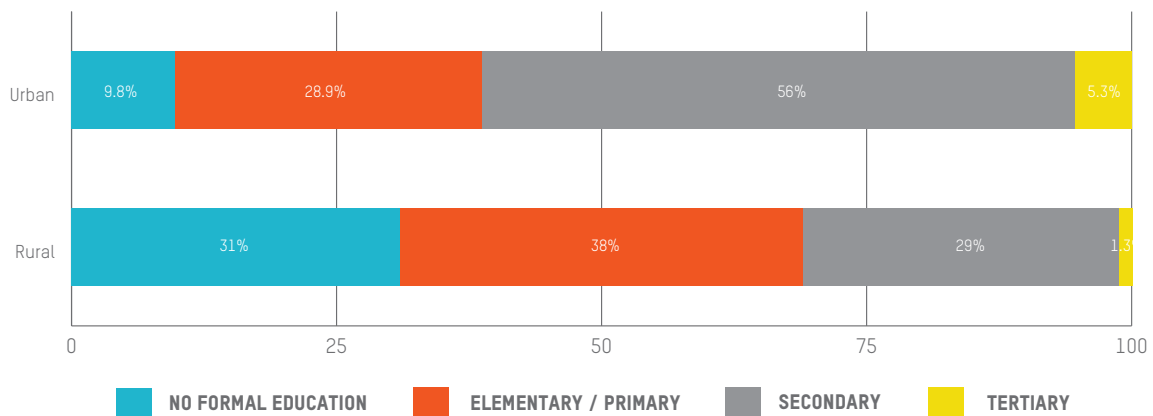


13. Under age complainants according to gender and cause of complaint

URBAN VERSUS RURAL

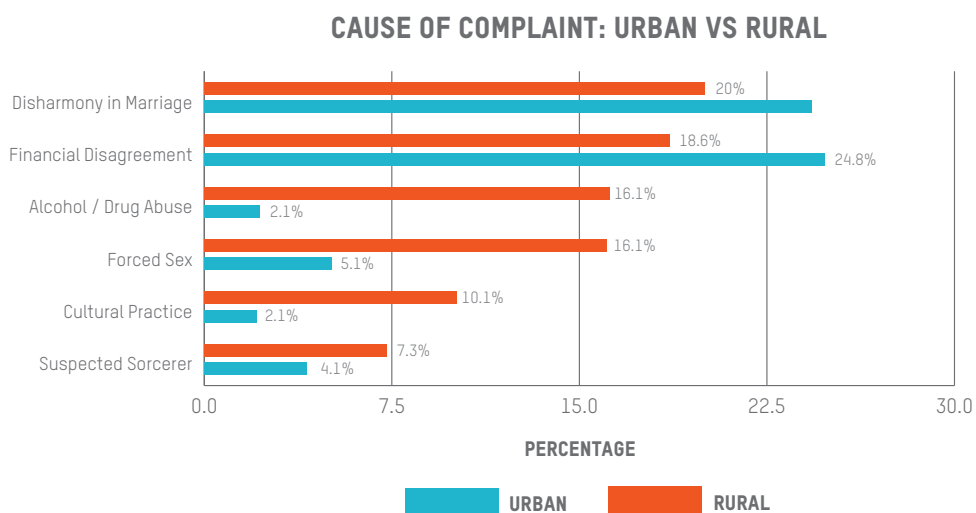
Three of the organisation are in rural areas (KWP, SACC, NKCC) whereas four organisations are in urban areas (KUSWA, LL, FFC, MPCW). There are differences in levels of education and employment in rural and urban areas. In rural areas, complainants with no formal education make up over 30% compared to less than 10% in urban areas (see Fig 14). In urban areas about a quarter of complainants are in formal employment (25.6%) compared to 6.8% in rural areas. There was no significant difference with regards to disability status.

LEVEL OF EDUCATION OF COMPLAINANTS (URBAN AND RURAL)



14. Level of education of complainants (urban vs rural)

With regards to type of complaints, physical and sexual complaints accounted for 55% in rural areas (n=1364) (taking into account all of NKCC cases, this is 46.7% (n=3921)) compared to 30.4% in urban areas (n=2142). The percentage of sorcery cases compared to all complaints was slightly higher for rural areas than urban areas, with 9.3% of all cases in rural areas being sorcery related, compared to 4.9% of all cases in urban areas. Rape was experienced more in rural areas (6.6% of all cases in rural areas, compared to 1.1% of all cases in urban areas). Complainants in urban areas were more likely to report a complaint that was 'other' and not named in the common data set. Under 'other', main type of complaints in urban areas included child abuse, adoption issues, adultery, general assault and desertion/negligence.

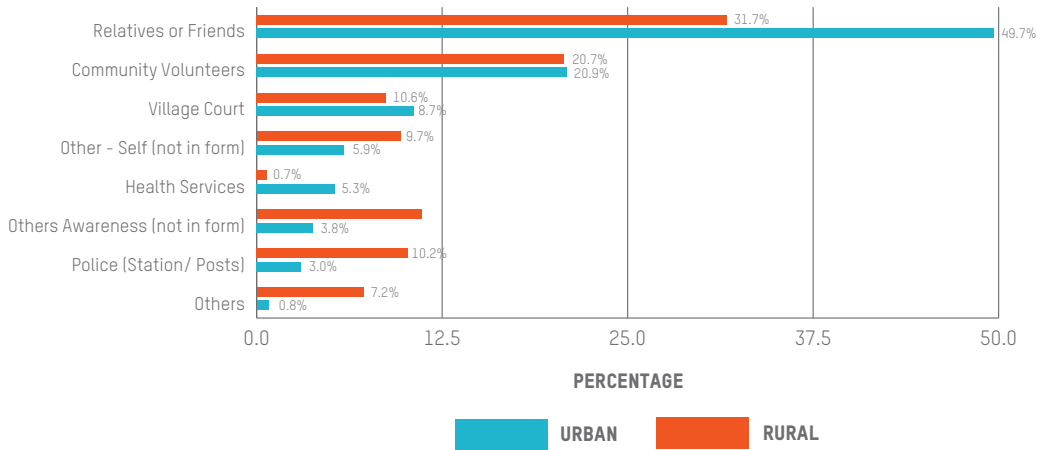


15. Cause of complaints (urban vs rural)

With regards to the causes of complaints, a higher percentage among people living in urban areas reported financial disagreement as the cause of the complaint (24.8%), compared to 18.6% among complainants from rural areas. Sorcery related complaints and cultural practice were slightly higher among complainants living in rural areas. Forced sex was given as a cause of complaint in 16.1% of cases reported by people living in rural areas, compared to 5.1% of cases reported by people from urban areas (see Fig 15).

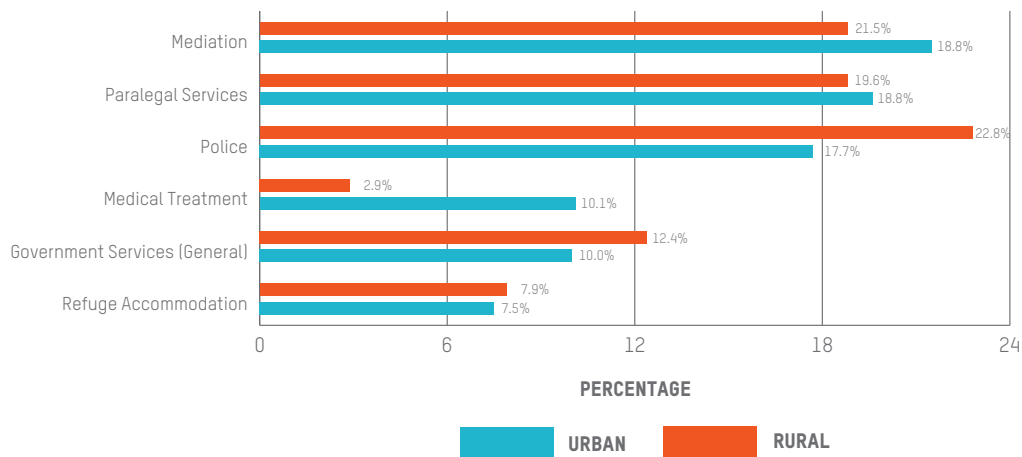
The following graphs compare the referral to the organisation as well as the referral after the organisation has provided the service to the complainant (Fig 16 and Fig 17). While in both urban and rural environments cases are predominantly referred to by relatives or friends and community volunteers, there is a slightly higher engagement with the police in urban areas in the reported cases, both in terms of referral from and referral to. In contrast, in the cases reported, there is more engagement with medical services from the organisations based in rural areas compared to those in urban areas.

REFERRAL FROM - URBAN VS RURAL



16. Referral from (urban vs rural)

REFERRAL TO - URBAN VS RURAL



17. Referral to (urban vs rural)

DISCUSSION AND SUMMARY

In this section we summarise some of the most significant results while integrating some of the partners' interpretations from the interviews conducted. While there were several commonalities emerging from an initial review of the organisations' data, each of the organisations has developed key innovative strategies to specifically address cases in their area. These strategies can be further build on and the common data set supports the understanding of the cases.

WOMEN'S VULNERABILITY

Women are more affected by violence than men with 78% of women being complainants. When the complainant was in an intimate partner relationship 84% were female. The overall data showed that the majority of complainants had no formal employment and about a quarter had no formal education. For women, vulnerability might emerge due to the fact they marry into the husband's family and are often dependent on the husband and the husband's family. Limited education and limited employment opportunities, as well as living with the husband's family, create power dynamics that put women into vulnerable positions. Further analysis however would need to be done to compare patriarchal versus matriarchal communities.

When women were perpetrators type of complaints are most likely to be reported as child maintenance, kidnapping and hostage, adultery and verbal abuse. It could be argued that some of these cases might emerge due to their own vulnerability in relation to the need to take care of the family and their children. While this is not further explored in the data set, female complainants were in a vulnerable position within their marriage where their partners reinforce power through violence.

CHILDREN'S AND YOUNG ADULTS' VULNERABILITY

Secondary victims mostly involved children or immediate family members. However, services provided mostly target the individual complainant. The data highlights the need for organisations to specifically consider how children as secondary victims can be supported.

In addition, the number of underage complainants suggest a further need to consider child protection strongly within communities. It suggests a cycle of violence that is accepted within families where parents might be unable to protect their children. In almost half of the cases underage complainants stated the perpetrator was an immediate family member. Girls in particular were vulnerable to physical and sexual violence.

A recent scoping study conducted by Oxfam indicated that violence against women cannot easily be separated from other forms of violence and that violence is increasing more and more rapidly in these communities as each generation is exposed to the trauma of living in communities marred by violence and abuse. Adults exposed to chronic and prolonged traumatic events as children commonly grow up feeling rage, betrayal, fear, resignation, defeat and shame; have more difficulty regulating their emotions and behaviour; are more likely to abuse alcohol and other drugs; and are more likely to perpetrate violence. The data in this report shows that the majority of the violence faced by women occurs at the intimate partner relationship level with the majority of secondary victims being children exposed to the violence. Therefore, addressing the trauma-violence cycle is critical for violence prevention initiatives in PNG.

SAFE SPACES FOR SURVIVORS

Perpetrators were mostly known to the complainants who were often referred to the crisis centre by family and friends. This suggests that there is a need for community-led interventions that hold perpetrators accountable within the community. Referrals through friends and family speaks to the reputation of the organisation within these communities, however the safety of those supporting the reporting is often a concern. As a KUSWA staff states "It is important for the family and community leaders to support women to come to us to report their cases".

The solving of those cases takes different forms to provide these safe spaces in the long term. MPCW and NKCC address some of these cases through counseling and mediation, but not only addressing the issue with the couple but with immediate family members and the community more broadly. SACC has created a space where village court hearing can take place in safe spaces for complainants. As such, organisations are addressing these cases in holistic ways developing long terms solutions that are survivor centered to ensure their ongoing safety. Beyond their safety, ensuring that they are economically independent is a key concern to Lifeline for example who aim to support survivors with a way to earn a cash income after they leave the safe house.

FINANCIAL DISAGREEMENT AS CAUSE OF COMPLAINT

Financial disagreements emerged as a key cause of violence, and mostly occurred in intimate partner relationships. Women were mostly affected (84.1%), and the majority of complainants were not in formal employment (83.6%). However, a third of perpetrators (32.1%) were in formal employment. This suggests that there is disagreement with the way money is spent within the family, and that this often results in violence in the home.

These factors are again interlinked with women's vulnerability and their lack of power in negotiating the way that funds for the family are spent. Targeting family's negotiation around budgets and spending might be another component a prevention program could address.

SORCERY ACCUSATIONS

The analysis demonstrates that sorcery accusations affect men and women almost equally. In addition, sorcery accusations are often directed towards families and perpetrators are more likely to be immediate family members or known community members. The data also showed that widow(er)s were strongly affected by sorcery related accusations and violence.

While the common data set captures complainant and perpetrator as individuals it does not capture the communal act of sorcery accusation where often whole families are stigmatized because of the accusations, and there is a group of perpetrators involved. In almost a quarter of all cases organisations provided refuge accommodation and repatriation. These were often not only provided to the individuals but to families.

REFERRAL PATHWAYS AND NETWORKING

All organisations demonstrate strong referral pathways in place working with paralegal and police services. They have existing relationships with these service providers that they rely on. While some organisations such as KWP work closely with the police when it comes to sorcery cases, organisations such as NKCC note that they undertake extensive mediation and usually refer cases only to the court if they cannot be resolved within the family or they are criminal cases such as physical and sexual violence. Recently introduced and mentioned by one of the partners is the system of case conferencing where all service providers come together to discuss one case. This was found to be an important step in ensuring the best service is provided to the survivor.

In summary, the data presented in this report has highlighted key vulnerabilities of individuals and provided information on perpetrators' profiles and the type and causes of complaints. Underlying these factors are some cultural and social norms within the community that undermine power structures that continue to place individuals in vulnerable positions.

The organisations featured in this report understand these social and cultural norms within the communities they work in. They harness these systems to resolve issues for long term impact where possible. There is further potential however, with this data set as foundation, to explore community-led approaches to address the vulnerabilities of individuals in holistic ways targeting gender norms and structural inequalities within these communities.

RECOMMENDATIONS

Oxfam, Nana Kundi Crisis Centre, Kedu Safe House, Lifeline Refuge Centre, Kup Women for Peace, Madang Provincial Council of Women, St Anna Crisis Centre, Family for Change, Papua Hahine Social Action Forum, Kafe Urban Settlers Women Association and Highlands Women Human Rights Defenders Movement call on the government to support us in reducing the GBV rates and gender inequality by making the following commitments;

- Greater investment by government to implement the National Strategy to Prevent and Respond to Gender Based Violence 2016-2025, particularly the following areas;
 - Gender responsive budgeting of national and local budgets, increased funding going towards projects which meet women and girls needs.
 - Funding to be allocated to initiatives which focus on addressing sorcery related violence.
 - Government recognition and support of the front line human rights defenders and organisations.
 - Continue to establish more Family Support Centres and Family Sexual Violence Units in every Province and the establishment of national shelters.
- Increased commitment from government in implementing the Gender Equality and Social Inclusion policy at all levels of government and provision of support/incentives to provincial and local governments who take the lead in innovative practices to reduce the gender disparity within the work force
- Setting up of a Papua New Guinea Human Rights Commission to promote and protect the citizens' human rights.

FACTSHEETS PER ORGANISATION



FAMILY FOR CHANGE

FACTSHEET

SUMMARY OF ORGANISATION

Family for Change (FFC) Inc. is a local community based organisation based in Wewak District (Township), East Sepik Province. FFC was established in 2004 and has been active in the development field for the last 12 years promoting women's empowerment, providing support services to survivors of violence and others.

FFC is a service provider for women and families affected by gender based violence (GBV) and provides paralegal and court support for not only those affected by violence, but also other rights based issues such as adultery, polygamy, child abuse, child maintenance and customary marriage rights. It provides refuge accommodation for women and children who face

extreme violence and need a place of safety. As Wewak town does not have a Safe House/Refuge Home, the FFC uses the Director's family home to provide refuge for these women and children thereby potentially putting her own family at risk. These women are eventually repatriated to their homes or alternative places of their choice.



“ FFC regularly refers cases to the police. Police referral cases are for cases of grievous bodily harm, those involving children especially when the father has kept the child/children, and child abuse cases which include sexual abuse, assault, and verbal abuse including infants. ”

TYPES OF SERVICES PROVIDED

- Counselling services
- Referrals to other service providers
- Paralegal support
- Welfare support services
- Mediation of cases with survivors and perpetrators
- Emergency refuge accommodation
- Media advocacy through radio programs
- Men and Boys behaviour change program in Schools and Communities
- General awareness on social issues in communities, schools, churches

COMMON DATA SET ANALYSIS

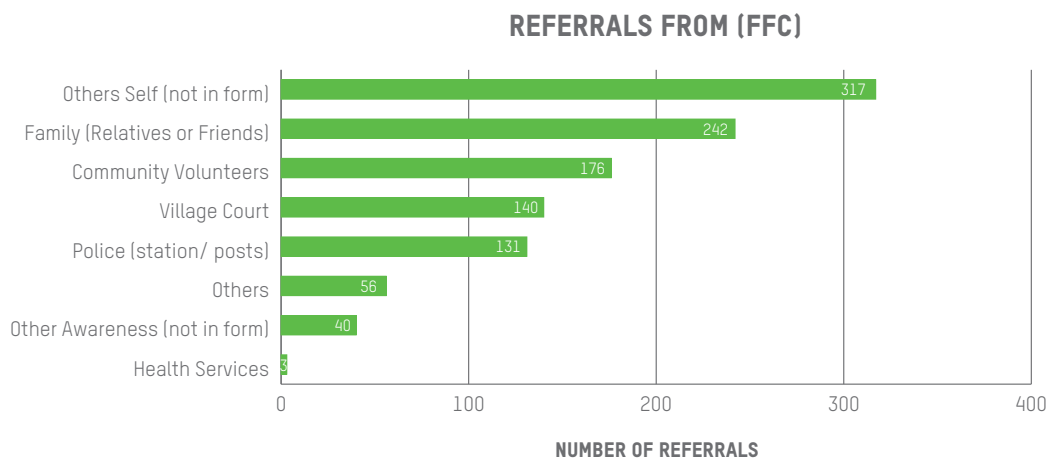
Family for Change recorded 1,427 cases via the common data set between May 2013 and December 2016.

COMPLAINANTS' PROFILE

Complainants were 82.3% female and 17.7% male. The average age of the complainant was 30 years of age. About two thirds of complainants (67.3%) had no formal employment. 6% were students. Almost two thirds (59.3%) said they attended secondary school. The majority of complainant stated they are married (90.1%). One fifth (20%) of complainants said they lived with a disability (20%).

REFERRALS FROM

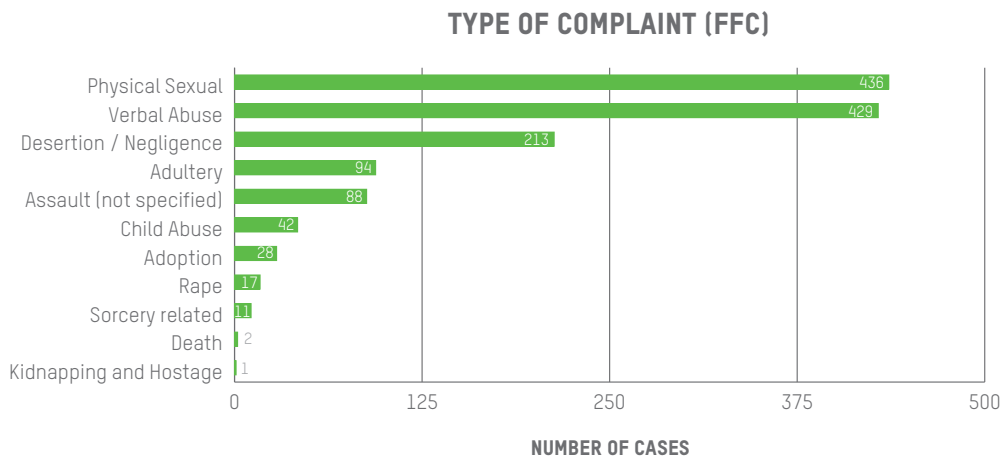
Complainants in many cases referred themselves, as well as through relatives and friends as well as community volunteers. Village court and police also provide referrals to FFC.



18. Referrals from FFC

TYPE OF COMPLAINT

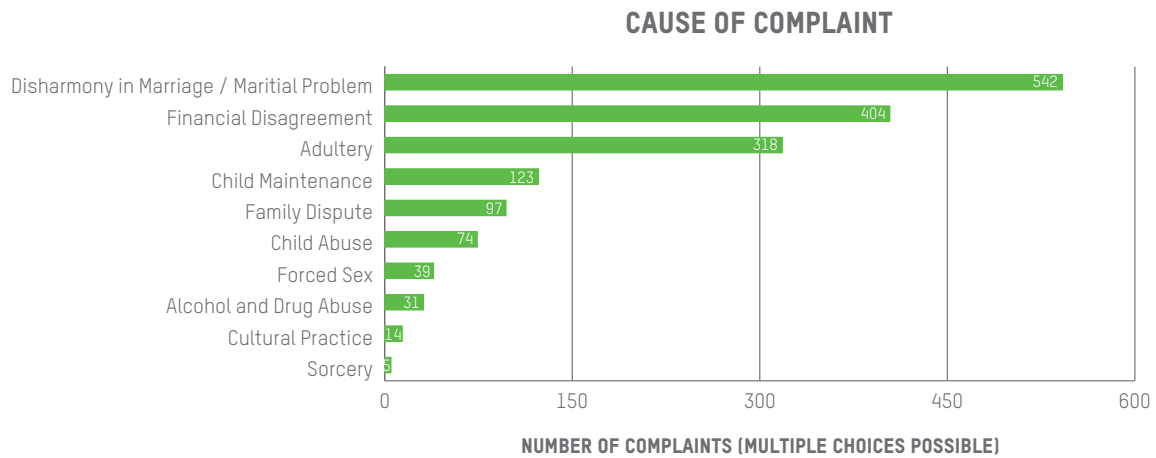
The main type of complaints received by FFC are physical sexual violence and verbal abuse. (see Fig 19)



19. Type of Complaint (FFC)

CAUSE OF COMPLAINT

The main cause of complaint was disharmony in the marriage. Adultery was often recorded in conjunction with marriage problems. In over 400 recorded cases, financial disagreement was listed as a cause of the complaint.



20. Cause of Complaint (FFC)

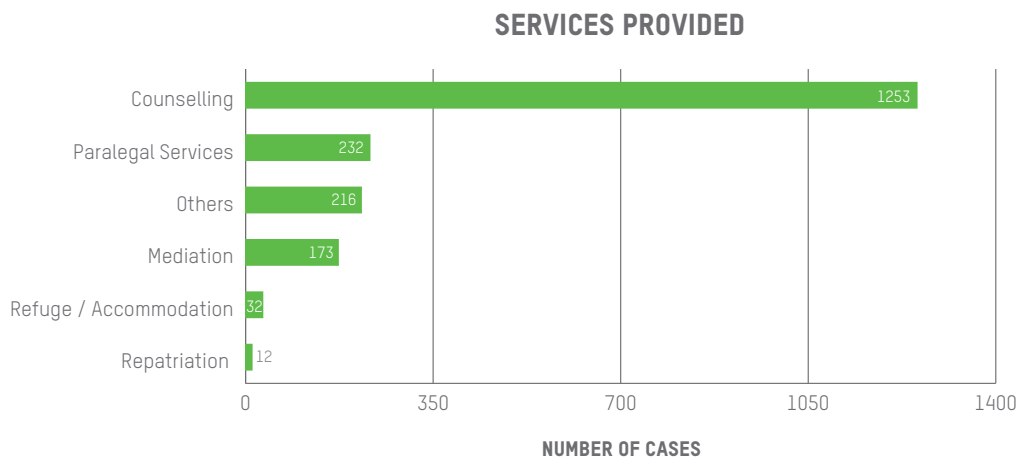
PERPETRATORS' PROFILE

Perpetrators were 79.4% male and 20.6% female. The perpetrators' average age was 33. Half of all perpetrators were in formal employment at the time (51%). 3.9% were students.

The majority of perpetrators were in an intimate partner relationship with the complainant (77.1%), while another 10.5% were immediate family members.

SERVICES PROVIDED

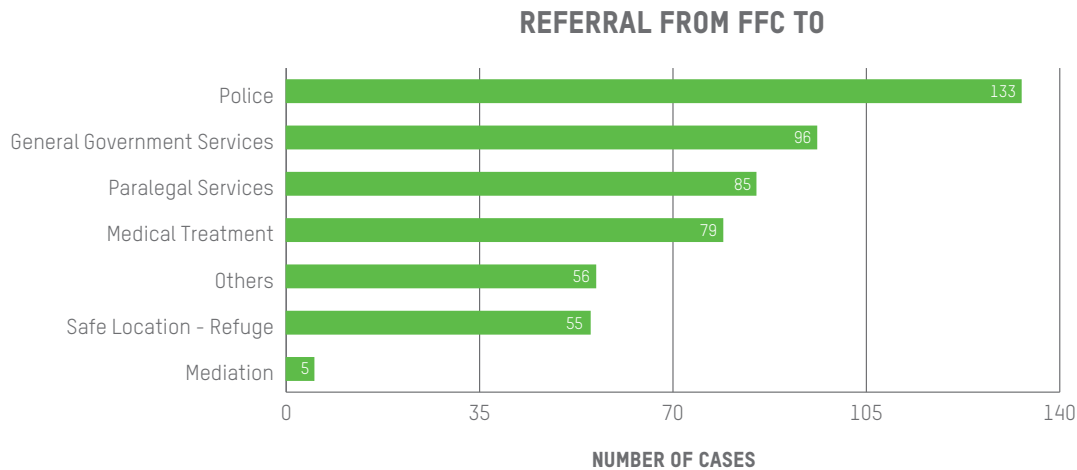
The majority of services provided by FFC included counseling. Paralegal and mediation services were provided in less than a fifth of the cases.



21. Services provided (FFC)

REFERRAL TO

About one third of all FFC cases were referred to other service providers. Out of those referrals over a quarter were referred to the police. About a fifth of the referred cases were referred to general government services.



22. Referral from FFC to

In 59.5% of the cases involving secondary victims, these were children.

“Financial disagreement in married couples often happen when the father is having an affair and neglects their children and wife. Most of the time the male is usually the only one working and so during the affair he fails to provide for the family.”

INTERESTING FACT

In almost one third of all cases the cause of complaint was financial disagreement. Financial disagreements affected 95.5% women as complainant. 96.5% of complainants that named the cause as financial disagreement were married. Here, 53.4% of perpetrators were in formal employment, compared to 25.3% of complainants being in formal employment.



Photo: Ula Majewski/OxfamAus

KAFE URBAN SETTLERS' WOMEN'S ASSOCIATION

FACTSHEET

SUMMARY OF ORGANISATION

Kafe Urban Settlers Women's Association (KUSWA) is a community-based organisation based in Goroka (Township) District of Eastern Highlands Province. KUSWA was established in 2001 by eight women who experienced a lot of violence and were survivors of domestic violence and polygamy marriages. To alleviate their own suffering and those of others in similar situations, the women created this organisation.

KUSWA's vision is that women are happy, healthy, loved, industrious, and equally contributing to the wellbeing and prosperity of their families and communities.

KUSWA's mission is to empower and develop women's full potential to live productive lives through active promotion of health, gender equality, full participation, and life skills activities in Eastern Highlands Province.

KUSWA is located in Goroka town but also works in surrounding districts. KUSWA works in partnership with police, communities, schools, the Department for Community Development, the district and village courts, women's groups, the Family Support Centre, churches, the organisation Family Voice, and focal people in communities they work in.



Photo: Jackie Kauli

TYPES OF SERVICES PROVIDED

- Counseling
- Referral services to other stake holders E.g. Police, Hospital, Village Court, District Court house, Community Development Office and Child Protection Office
- Awareness in public areas on human rights, Gender base violence, sorcery, new laws passed by the government of PNG, Behaviour change, equity, protection family unit, referral pathways.
- Capacity Building – training for partners; Police, Village Court, Peace Mediators, Community Leaders, Focal People in communities – conflict resolution, human rights, positive discipline and gender.
- Repatriation and Reintegration support to survivors of extreme GBV including sorcery related violence.
- Paralegal Service – Legal support/ IPO, Statements
- Mediation of tribal conflict, family disputes, marriage disputes

DATA COLLECTED

For the purpose of the data analysis 225 cases were collected from KUSWA between July 2014 and November 2016.

COMPLAINANTS' PROFILE

Complainants of incidents were 78.1% female and 21.9% male. The average age of complainants was 31 years old. Complainants recorded were predominantly from Eastern Highlands Province.

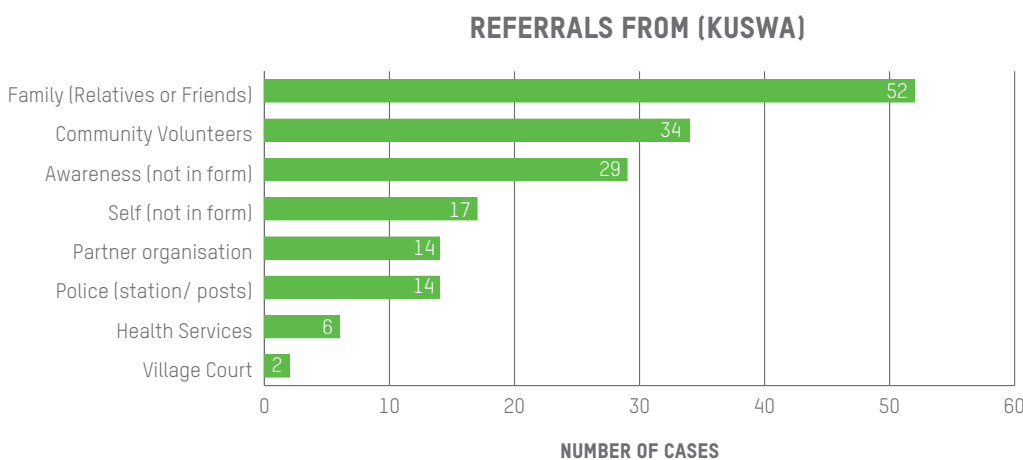
The majority of complainants had no formal employment (80%). About a tenth had formal employment (9.7%) and about a tenth were students (10.3%).

About a third of complainants had no formal education (34.4%) while just over a third stated that they had attended secondary school (35.8%). A small percentage had tertiary education (5.3%).

More than half of complainants were married (53.8%) while 10.4% were single, 12.1% divorced or separated and 5.8% widow(er)s. A small percentage (3.2%) reported to be living with a disability.

REFERRALS FROM

Cases were predominantly referred informally, by family and friends or community volunteers. Awareness undertaken by KUSWA and others was also documented as people accessed the service as a result. Only a small number of cases were referred from health services or village court.

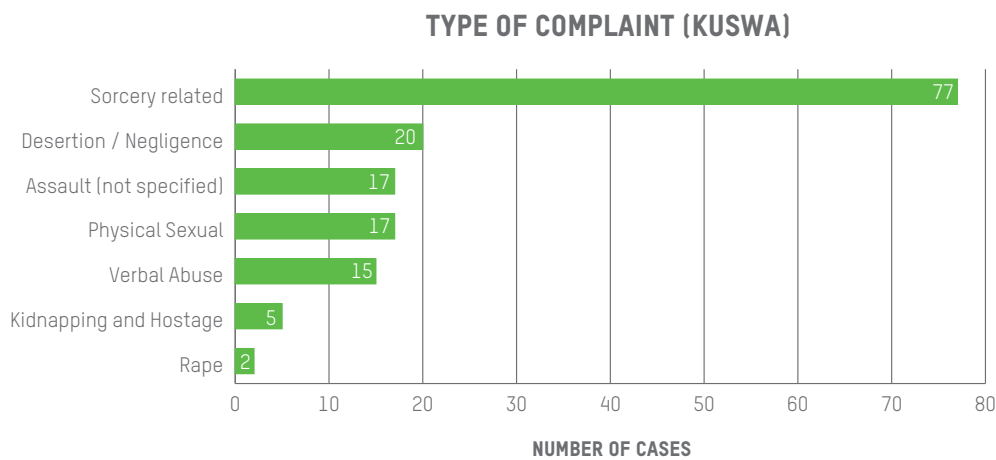


23. Referrals from (KUSWA)

“It is important for the family and community leaders to support women to come to us to report their cases. Through our work we are now also seeing more men coming to access our services.”

TYPES OF COMPLAINT

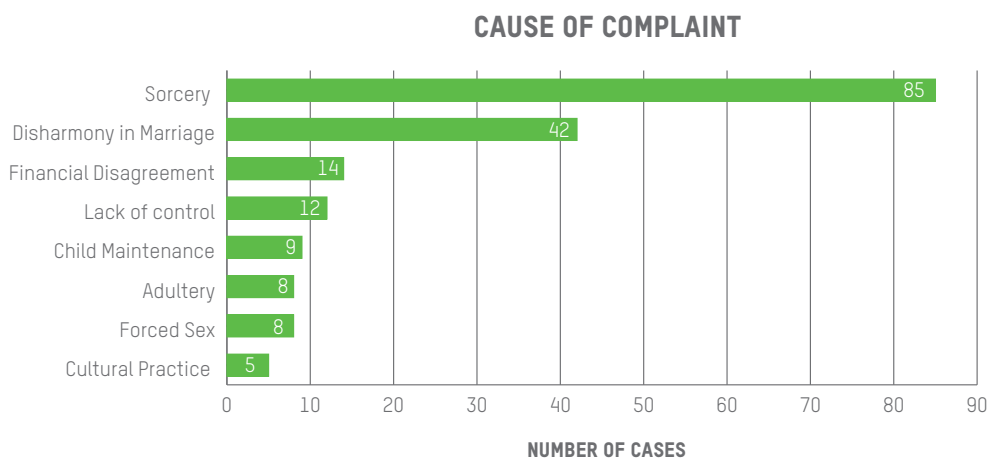
From the data recorded KUSWA mainly dealt with sorcery related violence cases (see Fig 24). In addition, complaints included desertion and negligence (or welfare cases) and assault (in some cases referred to as domestic violence).



24. Type of Complaint (KUSWA)

CAUSE OF COMPLAINT

Cause of complaints were largely related to suspicions of sorcery. Others included disharmony in marriage, financial disagreement, lack of control and child maintenance complaints (see Fig 25).



25. Cause of Complaint (KUSWA)

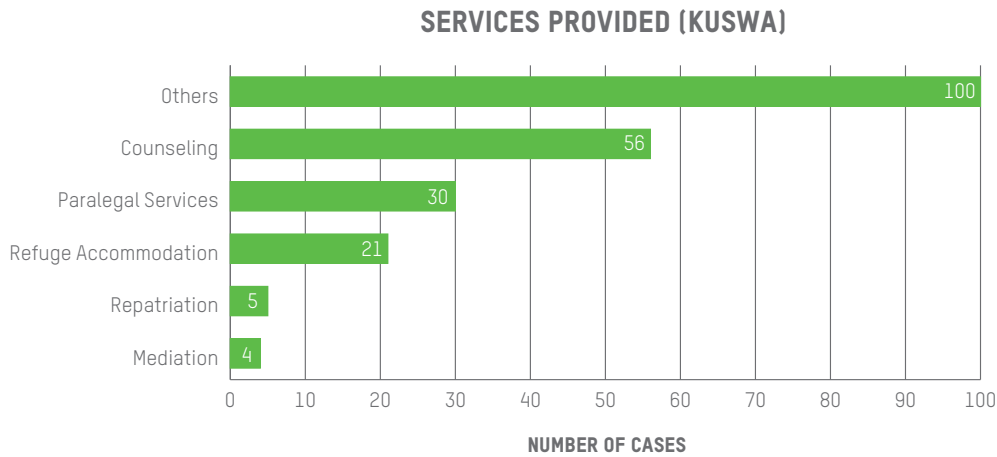
PERPETRATORS' PROFILE

Perpetrators of incidents were 13.1% female and 86.9% male. The average age of perpetrators was 37. Perpetrators recorded were predominantly from Eastern Highlands Province.

A third of all perpetrators recorded was in formal employment (33.7%). Over two thirds of perpetrators who were reported were in an intimate partner relationship with the complainant (69.1%).

SERVICES PROVIDED

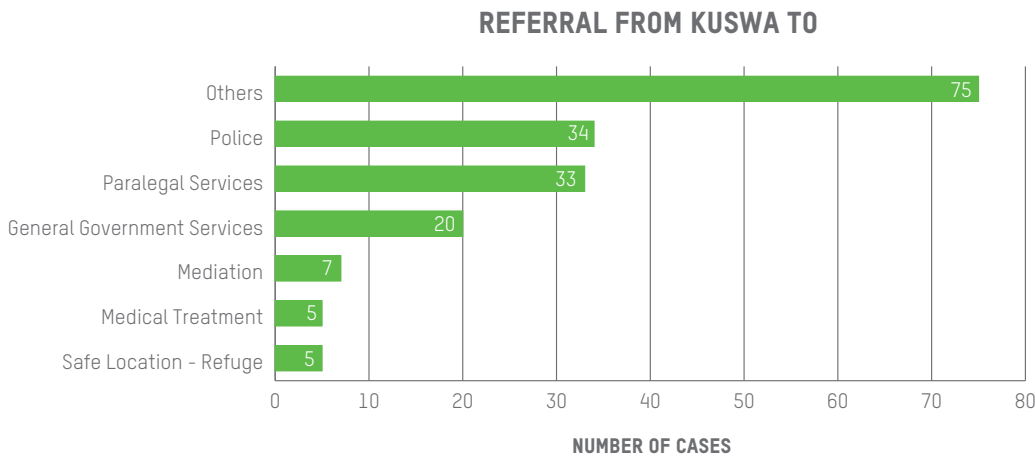
KUSWA specified most of their services under the category 'other'. Services included under 'other' were for example provision of food or accommodation, referrals, and sharing of general and legal information. Services provided often included counselling and paralegal services (see Fig 26).



26. Services provided by KUSWA

REFERRAL TO

Similar to services provided by the organisation, referrals to other services included many stated as 'other'. Entries included referrals to the child protection or welfare office and to the urban court, for example. KUSWA frequently referred complainants to the police and to paralegal services (see Fig 27).



27. Referral from KUSWA to

For cases where secondary victims are listed (n=99) almost three quarters involved children as main secondary victims (71.7%).

INTERESTING FACT

The data shows that awareness undertaken by KUSWA resulted in people accessing the services provided.



Photo: Ula Majewski/OxfamAus

KUP WOMEN FOR PEACE (KWP)

FACTSHEET

SUMMARY OF ORGANISATION

Kup Women for Peace (KWP) is a community based Organisation based in Kerowagi District of Simbu Province, Papua New Guinea. KWP was formed with the intention of “Daunim hevi bilong ol Mama” (reducing the sorrow of the mothers) in 2000 following 30 years of chronic tribal violence within the Kup region, a sub-district in the Simbu Province of Central Highlands. Women leaders from four warring clans put aside tribal allegiances and joined forces to reverse trends of tribal-fighting and associated gender-violence. The Kup Women have had remarkable success both in stopping tribal fighting in the Kup region and in promoting peaceful development. They put an end to tribal fighting by travelling into enemy villages and holding meetings with men from enemy tribes where they shared their stories of suffering and tears. Their accounts convinced men to lay down their arms in exchange for self-led peaceful development.



Photo: Verena Thomas

The Kup Women have had remarkable success both in stopping tribal fighting in the Kup region and in promoting peaceful development. They put an end to tribal fighting by travelling into enemy villages and holding meetings with men from enemy tribes where they shared their stories of suffering and tears. Their accounts convinced men to lay down their arms in exchange for self-led peaceful development.

KWP has been engaged in helping survivors of violence access quality support services in a variety of ways. The organisation works with people from the five districts of Simbu, namely Kerowagi, Kundiawa/Gembogl, SinaSina, Yongomugl and Gumine Districts.

KWP has also trained and appointed ‘focal people’ within the communities. These focal people are the eyes and ears on the ground and form referral pathways to the RRT, health centres and the police.

TYPES OF SERVICES PROVIDED

- Awareness raising among men, boys and community leaders of human rights and women’s rights, leading to positive changes in behaviour and attitudes. These awareness programs vary from targeted to general awareness in communities, schools etc.
- Provision of Crisis support services such as counselling, paralegal and mediation for cases of gender-based and sorcery related violations of their human rights
- To network and coordinate with other partner organisations to broaden the scope and impact of activities.
- Repatriation and Reintegration support to survivors of sorcery violence and aggravated gender based violence
- Referral to other service providers

DATA COLLECTED

The data that forms the basis for the analysis for Kup Women for Peace (KWP) includes 180 cases which were collected between February 2014 to November 2016.

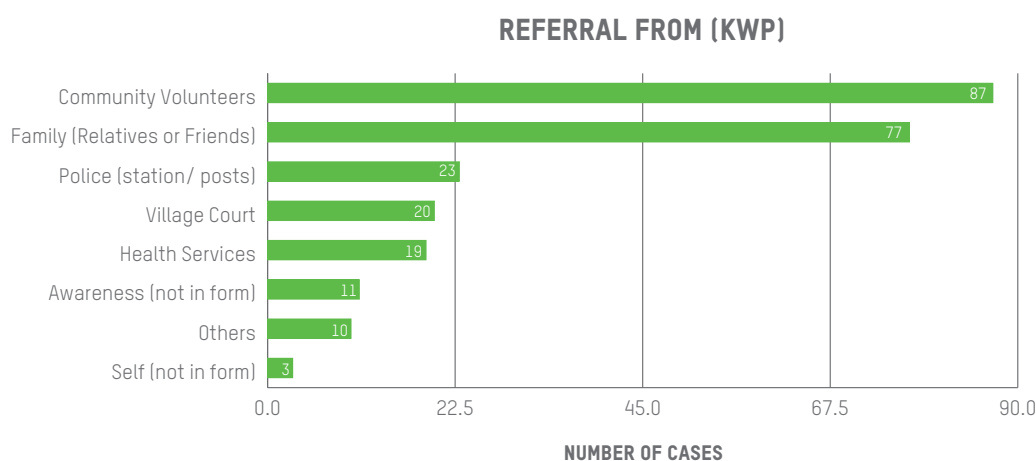
COMPLAINANTS' PROFILE

Complainants of incidents were 60.1% female and 39.9% male. The average age of complainants was 38 years. Complainants recorded were predominantly from Simbu Province, a small number was from Jiwaka province (2.9%).

The majority of complainants had no formal employment (76.4%), but earn a living through informal activities. 10.9% of complainants were students. About a quarter of complainants had no formal education (25.4%). 44.5% attended elementary/primary school while 28.3% attended secondary school. The majority of complainants were married (84.3%).

A high number of complainants reported living with a disability (55.8%), however the disability is not specified in the form.

REFERRALS FROM



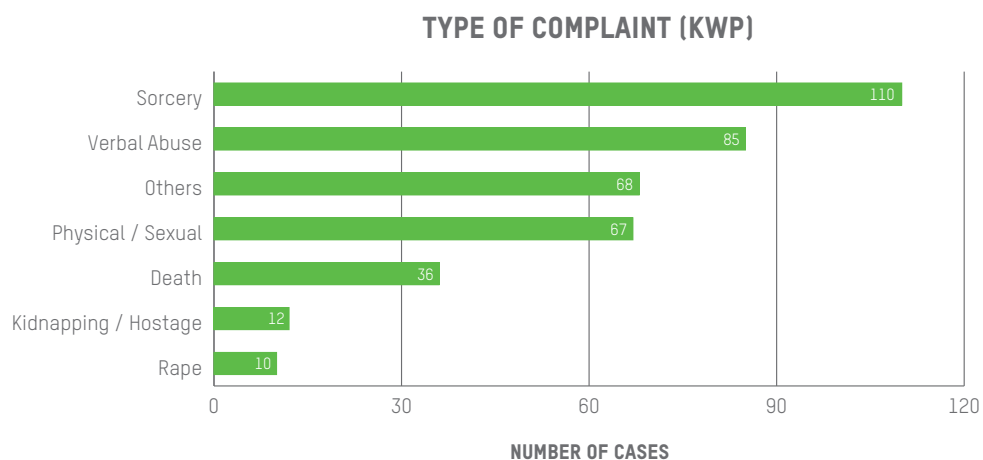
28. Referrals from (KWP)

Cases were predominantly referred informally, by community volunteers or family and friends. Cases, although less frequently, were also referred from the police, village court and health services.

⁴ In a separate interview KWP staff were asked about the high percentage of people living with a disability. Injuries occurred as part of the reported incident were recorded as disability. A KWP staff member explains: "The majority of those reported to be living with disability have been caused by physical violence due to the victim being accused of sorcery. The physical violence includes torturing, which leads to the accused sustaining severe injuries that some result in permanent disability. It has also been observed that persons who are born with or living with a form of disability have been targeted and accused of sorcery."

TYPES OF COMPLAINT

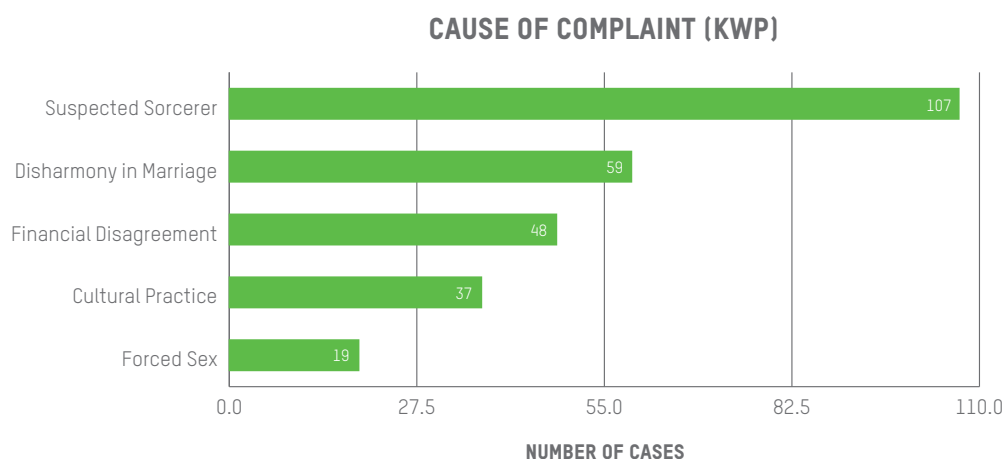
With regards to type of complaint, sorcery accusation related violence cases are the majority, accounting for more than half of the cases. Physical and sexual violence cases happen in about a third of the cases recorded (see Fig 29).



29. Type of Complaint (KWP)

CAUSE OF COMPLAINT

In almost two thirds of cases the cause of complaint was suspected sorcery. Financial disagreements were the cause in a quarter of cases. Disharmony in the marriage was a cause for complaint for a third of complaints, with cultural practice and forced sex being the cause of complaint in less than a quarter of the cases.⁵



30. Cause of Complaint (KWP)

⁵ Frequently more than one cause of complaint was given.

⁶ Cases were predominantly referred informally, by community volunteers or family and friends. Cases, although less frequently, were also referred from the police, village court and health services.

⁷ KWP do not have a refuge centre, they work with the Family Support Centre which is part of the hospital, to provide refuge accommodation.

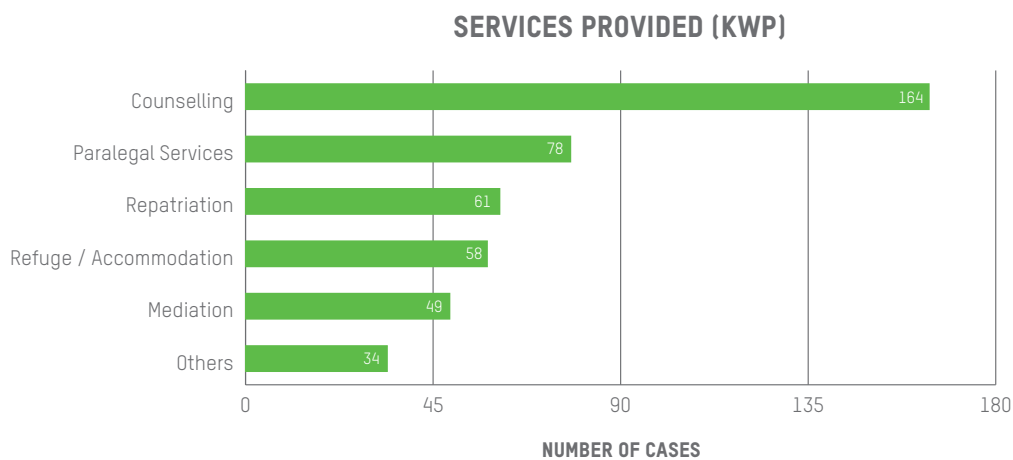
PERPETRATORS' PROFILE

Perpetrators of incidents were 9% female and 91% male. The average age of perpetrators was 41 years. Perpetrators recorded were predominantly living in Simbu province with 2.5% living in EHP and 4.4% living in Jiwaka. Perpetrators recorded were 42.5% in formal employment. 3.1% were students.

The majority of perpetrators were known to the complainant. In two thirds of all cases where the perpetrator was known, the perpetrator was the intimate partner (36.6%). In 35.4% of case it was an immediate family member and in a further 26.2% of cases where the perpetrator was known it was a known community member.

SERVICES PROVIDED

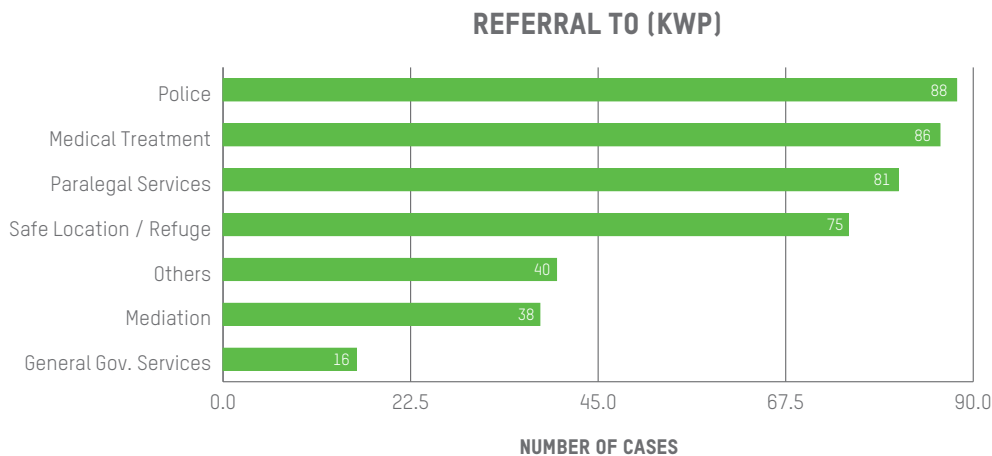
Kup Women for Peace in most cases provided counseling services (91%). In almost every second case paralegal services were provided. Repatriation was provided in about a third of the cases, similarly with Refuge/Accommodation (see Fig 31).



REFERRAL TO

31. Services provided by KWP

Just under half of the cases recorded by KWP were referred to the police or medical treatment. Paralegal services were frequently accessed, as well as the referral to a safe location (see Fig 32). In a fifth of the cases recorded secondary victims were mainly children (20.3%). A further 35.4% of cases affected the immediate family.



INTERESTING FACT

32. Referrals to (KWP)

Sorcery cases affected women as much as men (52% female, 48% male complainants) whereas physical/sexual violence affected mostly women.



Photo: Rodney Dekker/OxfamAus

LIFELINE PORT MORESBY

FACTSHEET

SUMMARY OF ORGANISATION

Lifeline PNG (Port Moresby) is a community-based, non-government organisation based in the National Capital District, Papua New Guinea. It is an organisation with strong interdenominational presence and influence.

Lifeline was established in 1973 with the vision to create an enabling environment in communities where everyone can be given care and counselling and to bring hope and understanding to those in need so that they can be empowered. Lifeline currently employs three full-time staff.



Lifeline works in partnership with Oxfam, who funds the Women Crisis Center (refuge home) to help alleviate the suffering of survivors and to end violence. The partner agreement with Oxfam started in June 2012 and goes to 2018.

Although based in Port Moresby, Lifeline offer services on request to other part of the country.

TYPES OF SERVICES PROVIDED

- Telephone counselling and face-to-face counselling
- Paralegal support to GBV clients, including to Police/welfare/courts
- Refuge Accommodation for survivors of violence
- Repatriation and Reintegration
- Awareness programs in communities and schools

DATA COLLECTED

156 cases were collected from Lifeline between March 2013 and June 2016 via the common data set.

COMPLAINANTS' PROFILE

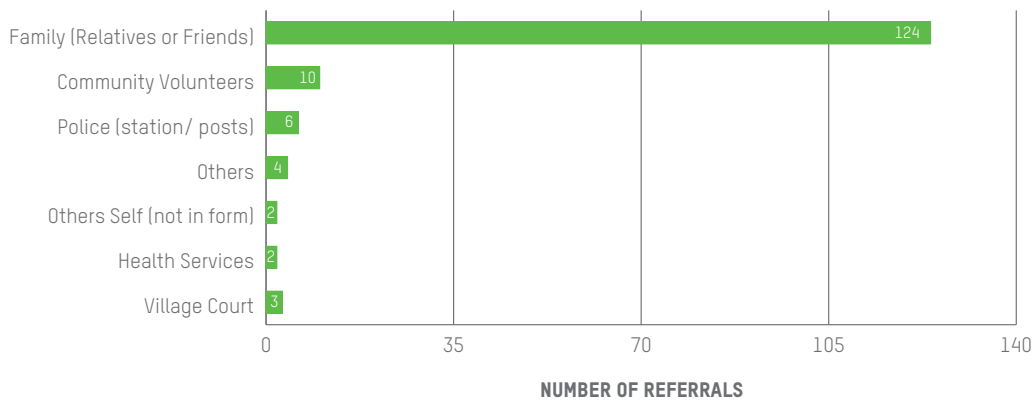
In the cases collected, complainants of incidents were 70.3% female and 29.7% male. The average age of complainants was 33. Complainants recorded were predominantly residing in NCD (77.6%), however places of origin included all 22 provinces in PNG.

Half of the complainants stated they were in formal employment (50%). The majority was formally educated, with 37.6% having attended secondary school and 41% with tertiary education. The majority were married (71.4%) and 13.6% were single. One person reported living with a disability.

REFERRAL FROM

The large majority of cases was referred to by family or friends. Only a few cases were referred by the police, health services or the village court.

REFERRALS FROM (LIFELINE)

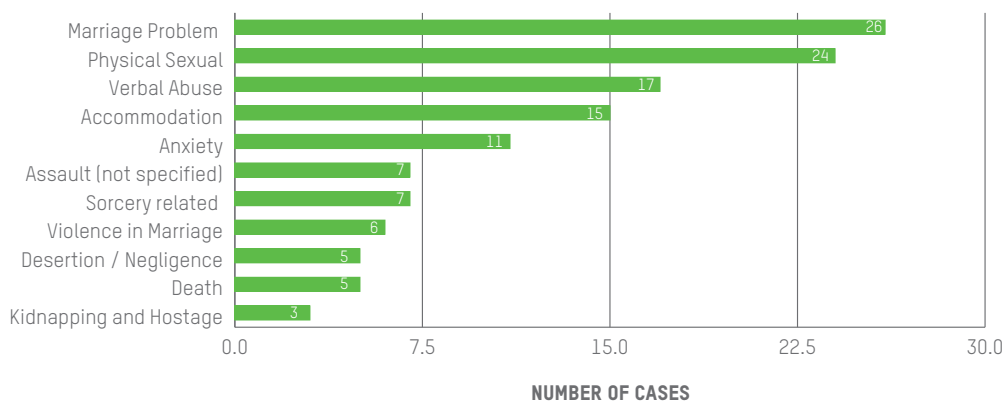


33. Referrals from (Lifeline)

TYPE OF COMPLAINT

Types of complaints received from Lifeline were mostly marriage related and to physical sexual violence and verbal abuse. Seeking accommodation and issues related to anxiety felt by complainants were also complaints that Lifeline looked after.

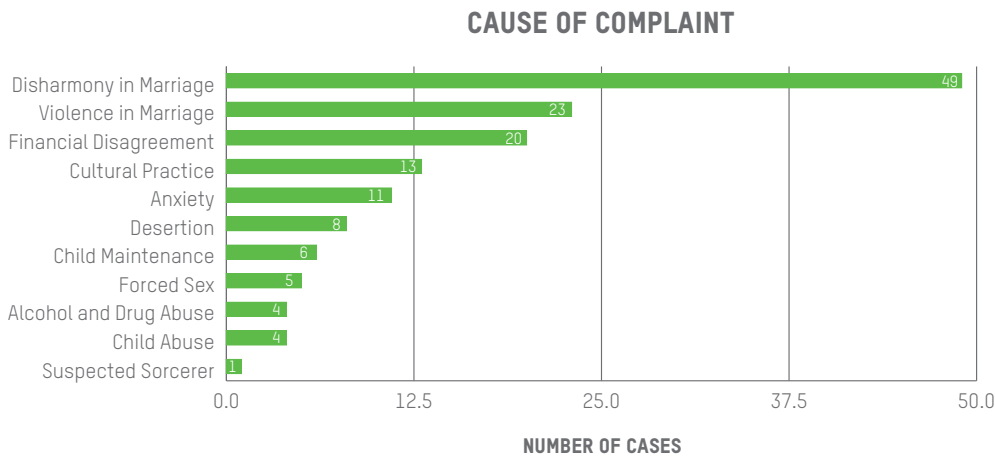
TYPE OF COMPLAINT (LIFELINE)



34. Type of Complaint (Lifeline)

CAUSE OF COMPLAINT

In line with the type of complaints, causes of complaints were very much related to marriage problems and the specific cause that leads to the disharmony in marriage is not always specified. The disharmony might also be caused due to a number of factors, including adultery.



35. Cause of Complaint (Lifeline)

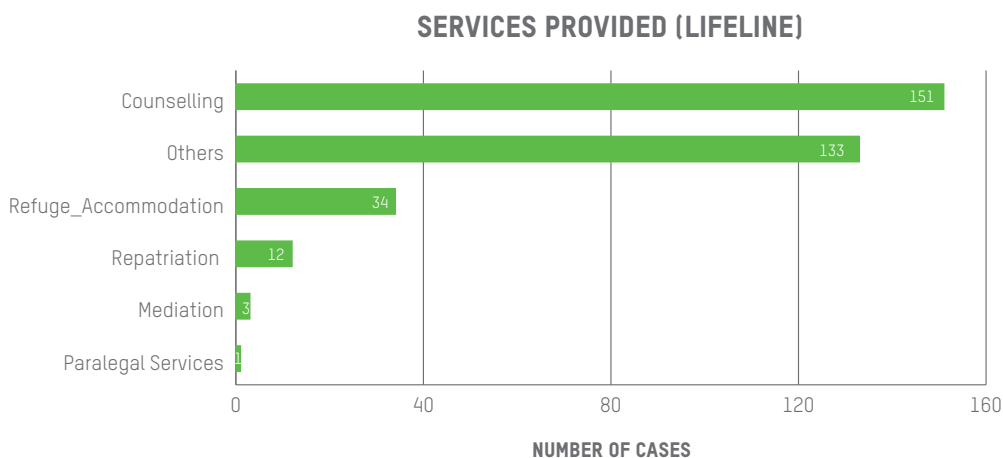
PERPETRATORS' PROFILE

Perpetrators of incidents were 18.4% female and 81.6% male. The average age of perpetrators was 37. Perpetrators recorded were predominantly residing in NCD. About two thirds of perpetrators were in formal employment (64.6%). 3% were students.

When the relationship to the perpetrator was recorded (n=117), 72.8% were in an intimate partner relationship to the complainant.

SERVICES PROVIDED

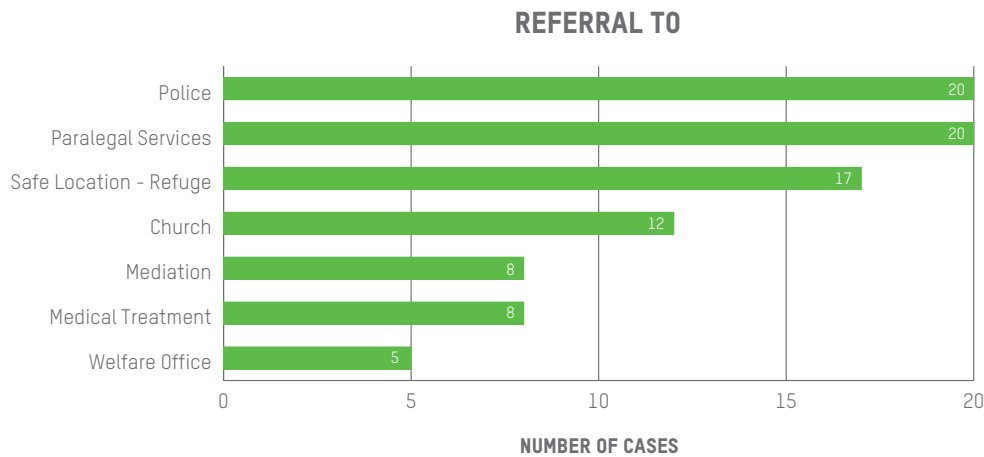
The main service provided by Lifeline was counselling and in a fifth of all the cases refuge/accommodation was provided. In some cases, Lifeline assisted with repatriation (see Fig 36).



36. Services provided by Lifeline

REFERRAL TO

Lifeline referred cases regularly to the police and paralegal services. They also provided safe locations for complainants and closely work with the church to provide services.



37. Referral to (Lifeline)

In half of the cases the relationship of secondary victims were recorded (n=76). Out of these cases, three quarters involved children (77.6%).

INTERESTING FACT

Lifeline works closely with the church in terms of the referral pathway.

“One of our challenges is that some women request to stay at the Safe House longer than the maximum 14 days. We try our best to support women who are struggling to do mini markets to earn some money to allow them to move out. These women are also mentored by Lifeline Counsellors and encouragements are given for them to be self-reliant after they leave the Safe House.”



Photo: Rodney Dekker/OxfamAus

MADANG PROVINCIAL COUNCIL OF WOMEN

FACTSHEET

SUMMARY OF ORGANISATION

Madang Provincial Council of Women (MPCW) is the provincial arm of the National Council of Women. It is the lead agency for Madang Family Sexual Violence Action Committee and is working in partnership with other stakeholders promotes equal rights, justice participation for women, girls and encourage all individual to participate.

MPCW target groups are women, girls, and young people including men. MPCW work to mainstream gender in their outreach activity especially on Men and Boys Behaviour Change Program, where they raise awareness in schools, communities, public markets, and higher learning institutions to change attitudes of men and boys towards women and girls.



Photo: Rodney Dekker/OxfamAus

Under the thematic area of Gender Based Violence the Madang Provincial Council of Women has programs under the following focus areas;

TYPES OF SERVICES PROVIDED

- Advocacy – General Advocacy on policy change on Human Rights and Violence against Women.
- Men and Boys behaviour change program
- Counselling to GBV clients including inmates at Beon Jail
- Paralegal – Including village court mediation
- Referrals to other service providers
- Emergency Refuge Accommodation
- Skills training e.g. Paralegal Training and other life skills training.
- Community outreach

Apart from thematic areas of concern other type of activities include:

Networking for purposes of Lobbying – MPCW is networking with other concern stakeholders at the National, Provincial and Local level. The network is used as a lobbying group. Apart from lobbying the network is used to identify and source potential funding or resources.

These networks have also been used to establish partnership with stakeholders at the three different levels. These partners include Government Stakeholders, CWA, World Vision, FHI, FSVAC/CIMC, National Council of Women, and National HIV Council of PNG.

COMMON DATA ANALYSIS

414 cases were recorded via the common data set from Madang Provincial Council of Women between January 2015 and December 2016.

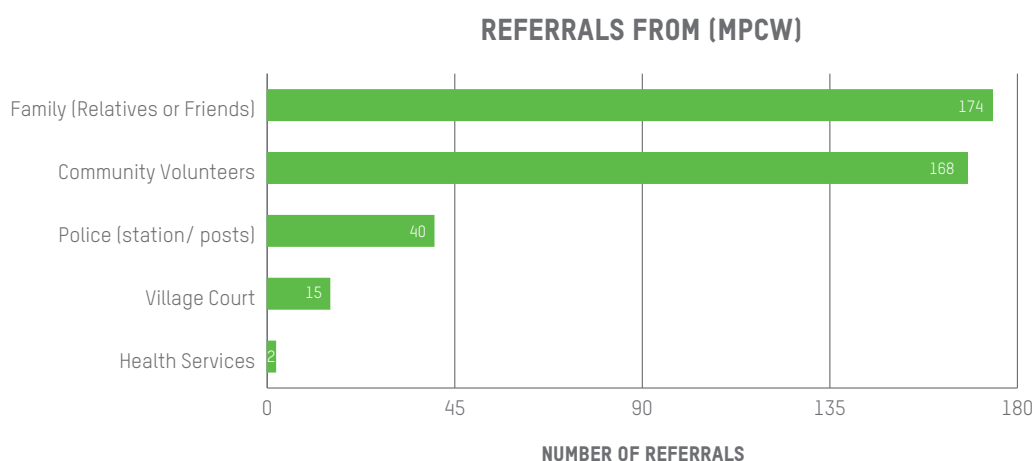
COMPLAINANTS' PROFILE

Complainants were 77.8% female and 22.2% male. The majority resided in Madang province at the time of the complaint. The average age of the complainant was 33 years. Close to one quarter of complainants were in formal employment (23%).

About a tenth had no formal education (9.9%) while 30.1% attended elementary or primary school and 57.9% attended secondary school. 2.1% had tertiary education. About two thirds of complainants were married (65.1%) while 22.5% lived in a de-facto relationship. 1% (4 people) stated that they lived with a disability.

REFERRALS FROM

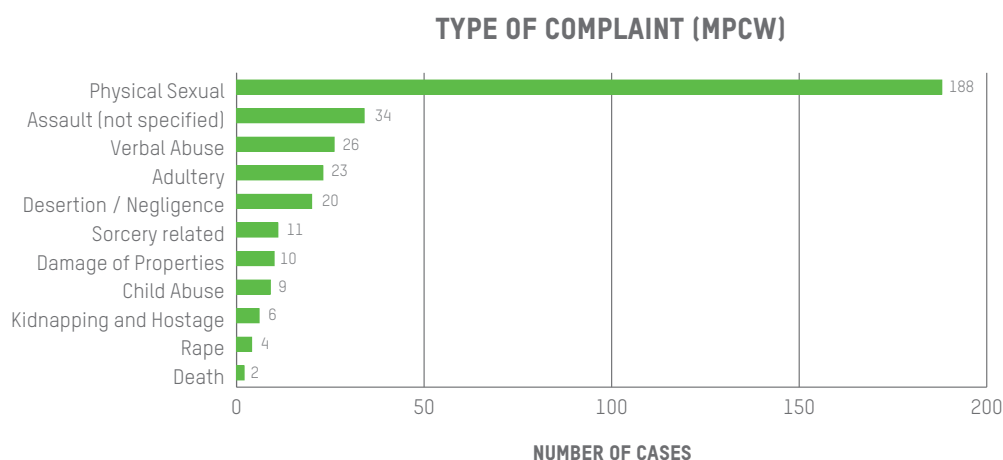
Complainants stated that they were mostly referred to MPCW from relatives or friends, and community volunteers. Some were referred to MPCW by the police or village court (see Figure below).



38. Referrals from (MPCW)

TYPES OF COMPLAINTS

The majority of cases recorded by MPCW were related to physical sexual violence, accounting for about half of all cases (see Figure below).



39. Type of Complaint (MPCW)

CAUSES OF COMPLAINTS

A quarter of cases were due to financial disagreements (26.5%), with a similar number of cases was generally caused by marriage disharmony (25.7%). Forced sex occurred in 16% of the cases while cultural practice and sorcery accusations were less (3.6%, 1.9%). Verbal Abuse was also stated under cause of complaint in about half of all cases.

PERPETRATORS' PROFILE

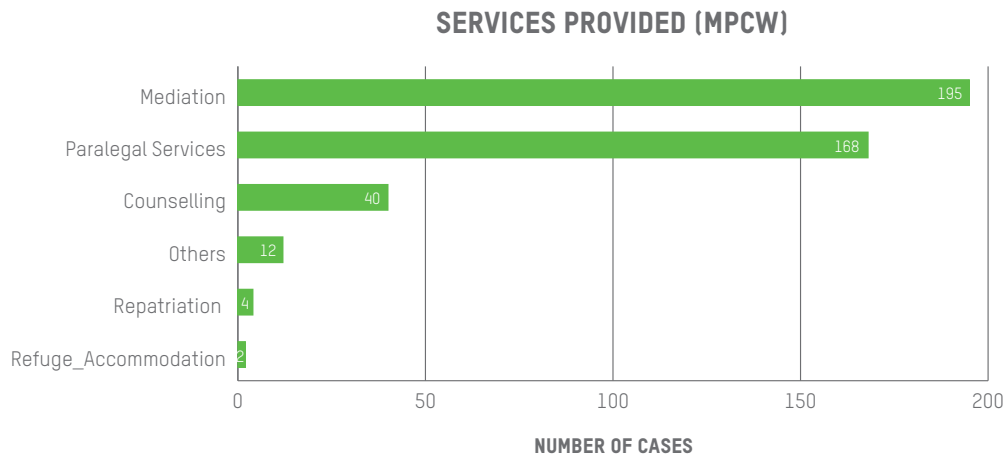
Perpetrators were 19% female and 81% male. Just over one third were in formal employment (38%). 2.7% were students. The average age of the perpetrator was 36 years of age.

When perpetrators were recorded, two thirds were in an intimate partner relationship with the complainant (67.1%). In 18.7% of cases the perpetrator was not known to the complainant.

“With regards to mediation, we try to see and hear both parties talk about their grievances and see if we can assist the couple in working things out. Because in most of these cases we attempt to resolve the issue by providing a space for dialogue. If that does not work then we refer the case to the courts or other relevant service providers.”

SERVICES PROVIDED

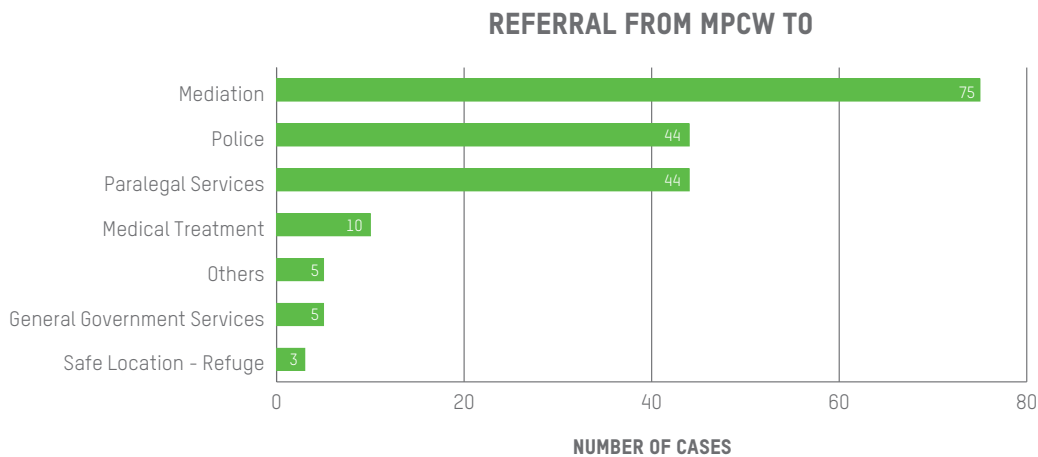
MPCW mainly provided mediation and paralegal services in the recorded cases (see Fig 40). Counselling was provided in a tenth of the cases. Repatriation and refuge/accommodation was provided in a few cases.



40. Services provided by MPCW

REFERRAL TO

In line with services provided MPCW referred a fifth of the complainants to mediation, and one in ten cases to police or paralegal services (see Fig 41).



41. Referral from MPCW to



Photo: Rodney Dekker/OxfamAus

NANA KUNDI CRISIS CENTRE

FACTSHEET

SUMMARY OF ORGANISATION

Nana Kundi Crisis Centre (NKCC) is located in Maprik town, Maprik District, East Sepik Province. NKCC has been in this program or development work and has worked in partnership with Oxfam since 2006. Prior to that NKCC was a project of the Maprik District Council of Women, engaged in counselling and refuge accommodation for women and children. NKCC has been working in the development field for ten years now.



TYPES OF SERVICES PROVIDED

NKCC provides the services to men, women and children affected by gender based violence (GBV).

- Paralegal and court support for not only those affected by violence, but also other rights issues such as adultery, polygamy, child abuse, child maintenance and customary marriage rights issues.
- Refuge accommodation for women and children who are in fear of violent situations
- Repatriation and Reintegration
- Counselling
- Referral to other service providers
- Men and Boys behaviour change program
- Community outreach

“A lot of these violent cases that come to the centre that are are result of alcohol and drug abuse. To address the issue, we use outreach awareness programs like men and boys and women and girls behavioural change program, mediation, counselling, and child protection programs.”

DATA COLLECTED

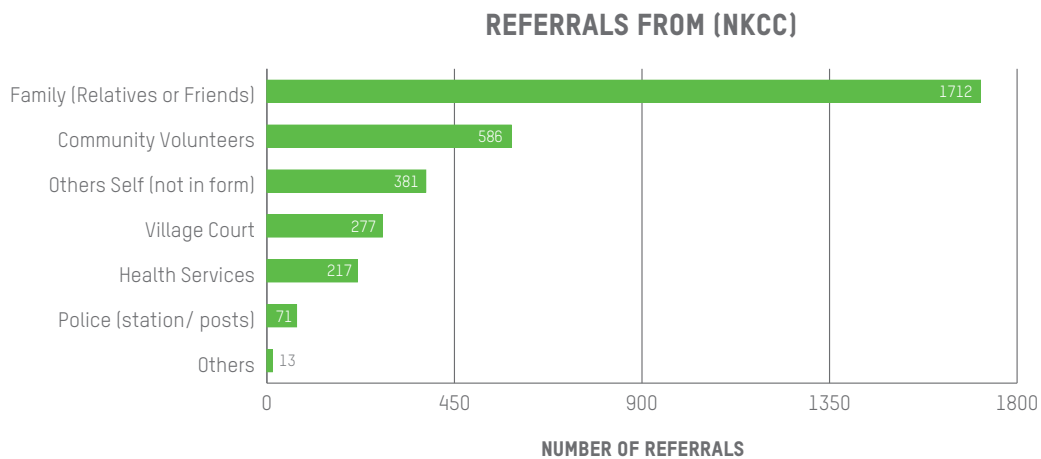
2,982 cases were recorded by NKCC between October 2013 and December 2016.

COMPLAINANTS' PROFILE

Complainants were largely female (77.3%) and 22.7% male. The majority of complainants had no formal employment (87.1%). 5.2% were students. About a third of complainants had no formal education (29.1%). 37.9% had elementary/primary school. A small percentage (1.5%) had tertiary education. Three quarters of complainants were married (74%). Singles were 11.3%. The two main religions of complainants were Catholic and Assembly of God. 4% stated that they were living with a disability.

REFERRALS FROM

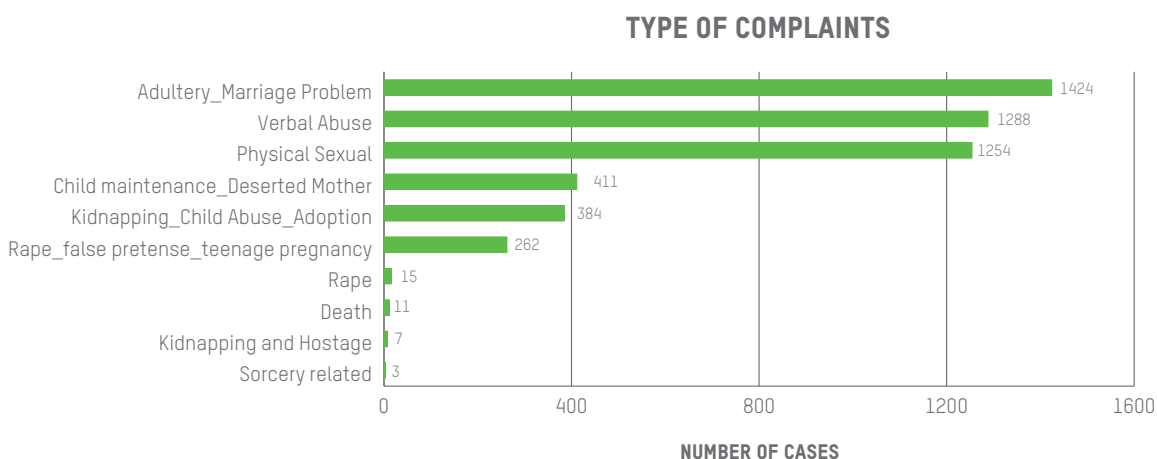
Complainants were mostly referred through family or friends, and through community volunteers. Some were referred from village courts or health services.



42. Referrals from (NKCC)

TYPES OF COMPLAINT

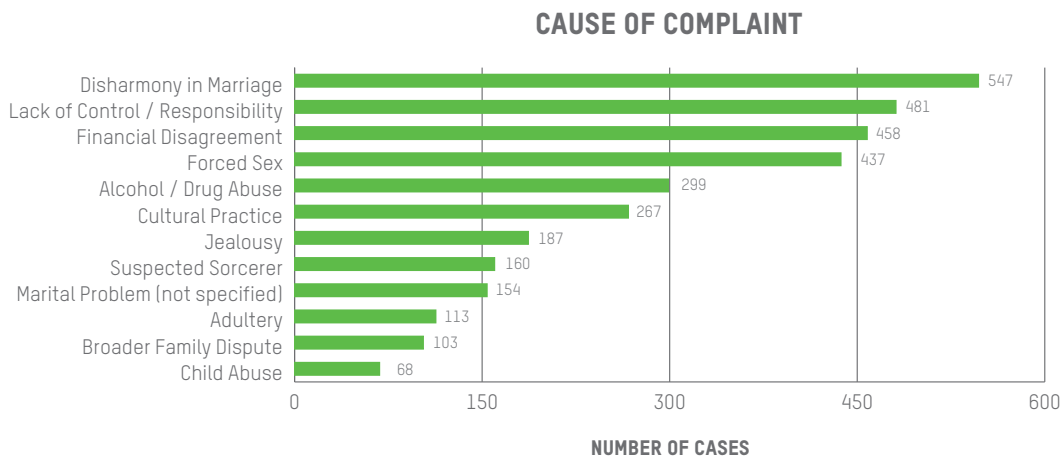
NKCC used two different forms in the data collection period and therefore a number of type of complaints were captured. Current categories reflect the categories in the form (multiple could be selected). The most common types of complaints NKCC deals with are marriage problems, verbal abuse and physical and sexual violence.



43. Type of Complaints (NKCC)

CAUSE OF COMPLAINT

The main causes of complaints for NKCC were related to marriage problems, lack of control and financial disagreement. There was also a high number of complaints about forced sex and alcohol and drug abuse.



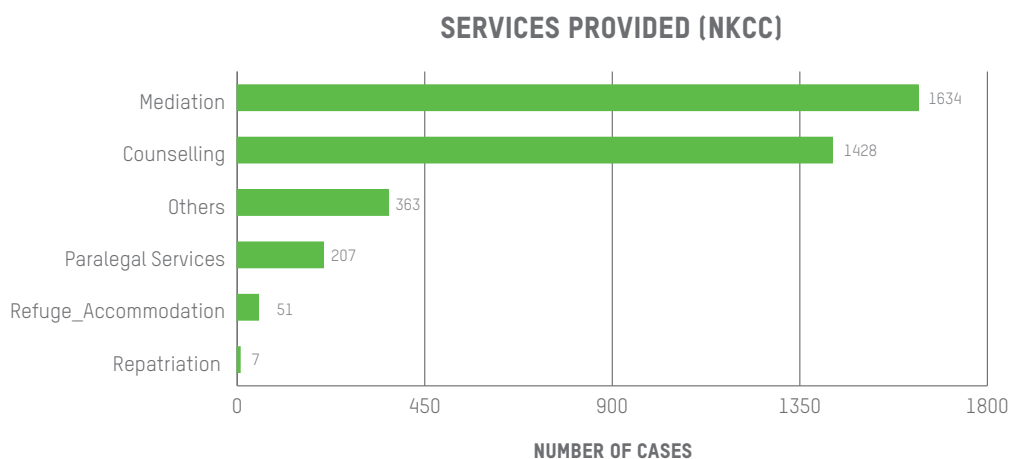
44. Cause of Complaint (NKCC)

PERPETRATORS' PROFILE

Perpetrators were 25.5% female and 74.5% male. 13% were in formal employment. 4.6% were students. Two thirds of recorded perpetrators were in an intimate partner relationship with the victim (67.9%).

SERVICES PROVIDED

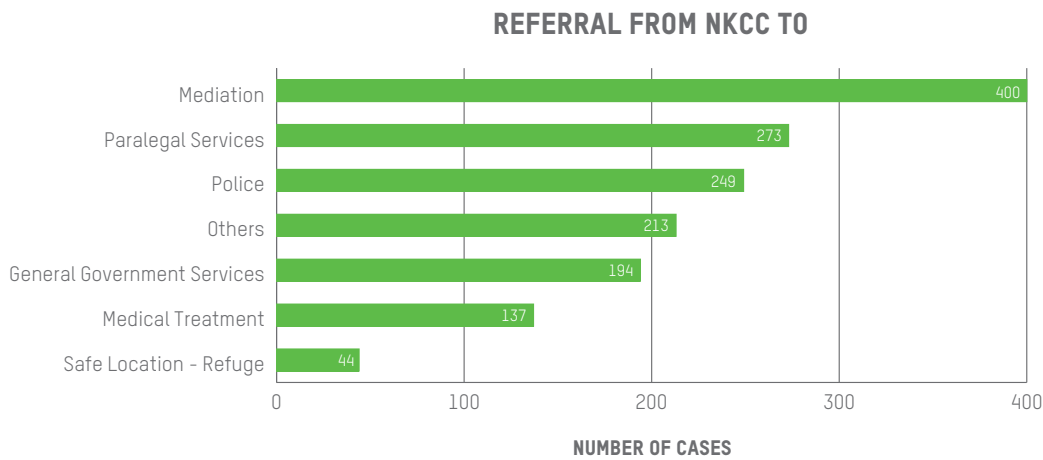
In about half of all cases NKCC provides mediation and/or counselling services (see Fig 45). Paralegal services were provided in less than a tenth of all cases.



45. Services provided (NKCC)

REFERRAL TO

NKCC frequently referred cases to mediation. In about a tenth of all cases referrals to paralegal services and police were made (see Fig 46).



46. Referral from NKCC to

In more than two thirds of the cases where secondary victims were recorded, they were children (68.6%).

INTERESTING FACT

When alcohol and drug abuse was the cause of complaint, in 71.1% of those cases the type of complaint was physical and sexual violence, in about half of the cases this included verbal abuse and was also identified as marriage problem.

“NKCC is located in Maprik easily accessible to the other districts in the province. It is also the only NGO in the area that the local population have access to. The absence of accessible welfare and other social services provided by the Government of PNG in the areas, means that the public, mostly women go to NKCC to receive welfare associated services.”



ST. ANNA CRISIS CENTRE

FACTSHEET

SUMMARY OF ORGANISATION

St. Anna Crisis Centre (SACC) is a local community-based organisation based in Wosera District of East Sepik Province. SACC has been active in the development field for thirteen years since its inception in 2004. SACC has been working in partnership with Oxfam for the past five years.

SACC has been active in programs to end violence against women prior to its partnership with Oxfam and has done much work for women, providing counselling and other services and women's development programs.



TYPES OF SERVICES PROVIDED

- Counselling services
- Paralegal support to clients as well as village court mediation support to clients
- Emergency refuge accommodation
- Referrals to other service providers
- SACC also provides paralegal and court support for not only those affected by violence, but also other rights issues such as adultery, polygamy, child abuse, child maintenance and customary marriage rights issues
- Community outreach programs
- Repatriation and reintegration support

DATA COLLECTED

SACC captured 792 cases between October 2013 and December 2016 via the common data set.

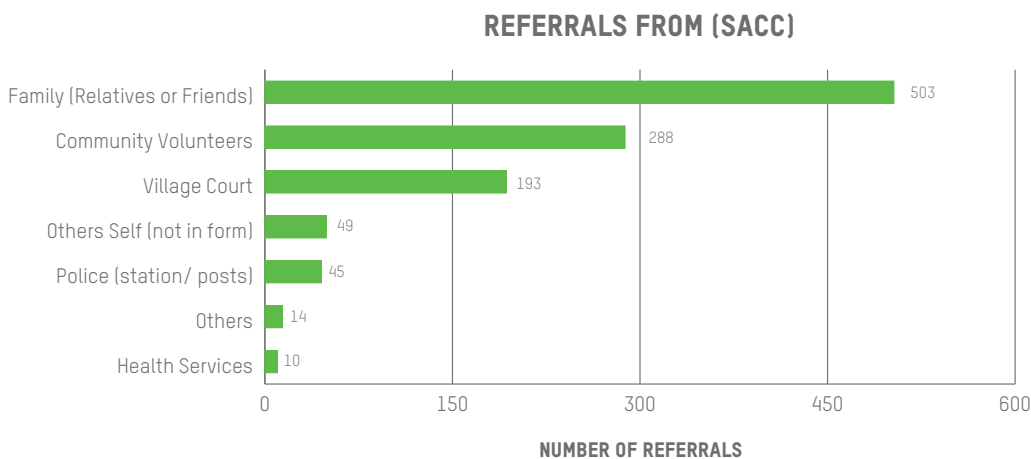
COMPLAINANTS' PROFILE

People who lodged complaints with St Anna Crisis Centre in Wosera were 78.8% female and 21.2% male. The average age of the complainant was 31 years of age.

The majority had no formal employment (90.7%). 6.1% were students. Two fifth (39.4%) had no formal education. The majority were married (79.4%) while 15% were single. The dominant religion among complainants was Catholic (63.6%) and Assembly of God (20.6%). About a quarter of complainants reported living with a disability (26.6%).

REFERRALS FROM

Complainants were mostly referred to the crisis centre through friends or family as well as community volunteers. About a quarter of all cases (24.4%) were referred to SACC from the village court.



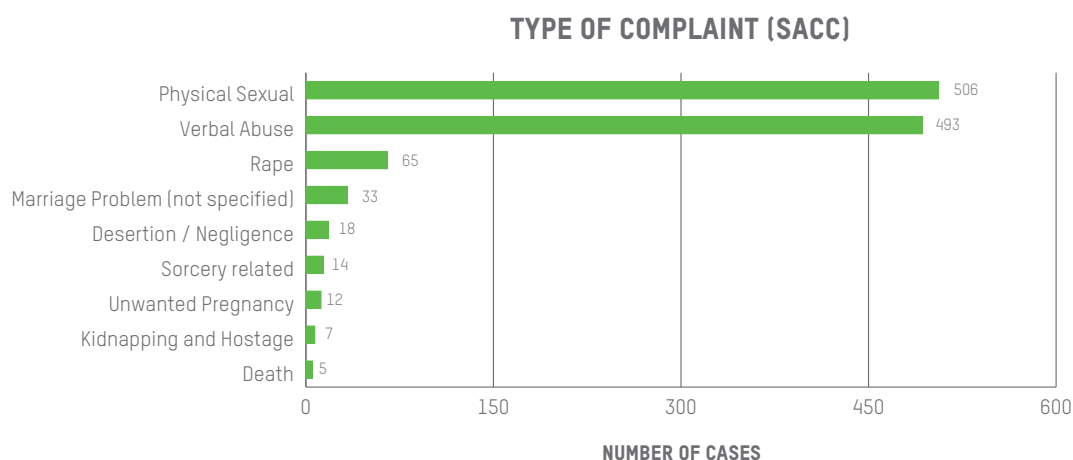
47. Referrals from (SACC)

“From 2012 – 2014 SACC conducted awareness and training with village court magistrates. Those trained by SACC often have a clear and informed understanding about the issues around domestic violence and will listen to these cases instead of sending the women away. Sometimes these village court see the issue as needing counselling and other services provided by SACC and therefore refer their cases to SACC.”

Program Coordinator SACC

TYPES OF COMPLAINT

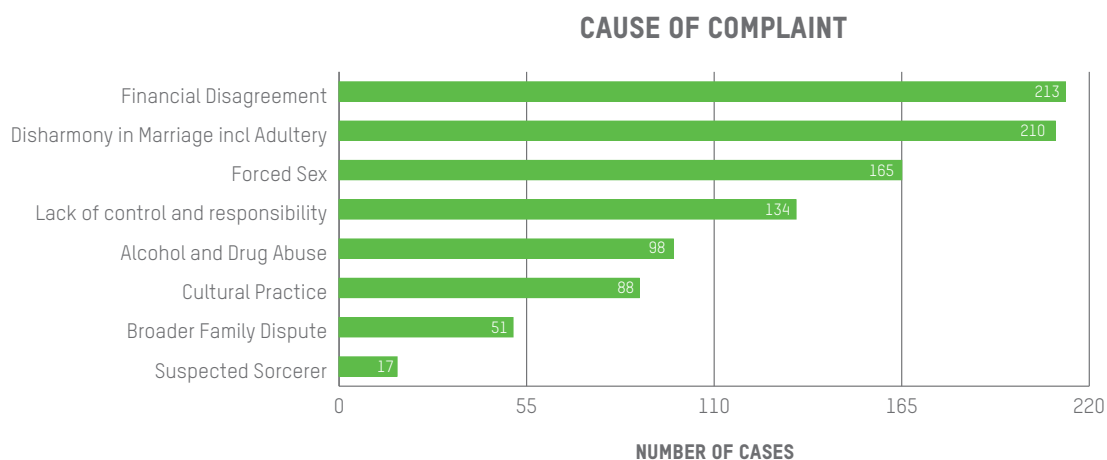
The most common complaint that SACC deals with is physical and sexual abuse (63.9% of all cases). In 68% of these cases verbal abuse was also reported. Rape cases are 8.9% of all cases attended to by SACC.



48. Type of Complaint (SACC)

CAUSE OF COMPLAINT

The main causes of complaints were financial disagreement, disharmony in marriage (including adultery) and forced sex. Alcohol and drug abuse was named as the cause in 12.4% of cases.



49. Cause of Complaint (SACC)

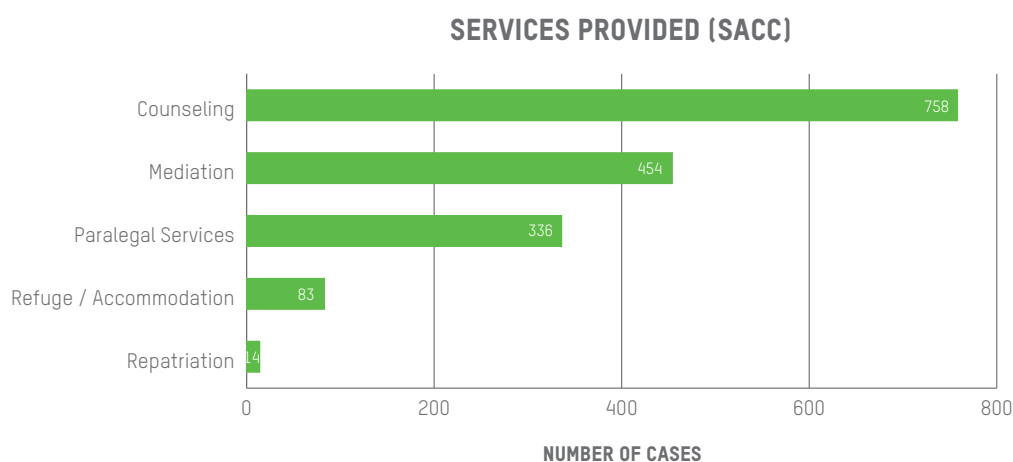
PERPETRATORS' PROFILE

Perpetrators were 81.7% male and 18.3% female. The average age of the perpetrator was 34 years of age. Three quarters of perpetrators were subsistent farmers (75.7%) while 10.5% were in formal employment.

In 69.7% of all cases the perpetrator was in an intimate partner relationship with the complainant, and in 15.7% the perpetrator was an immediate family member.

SERVICES PROVIDED

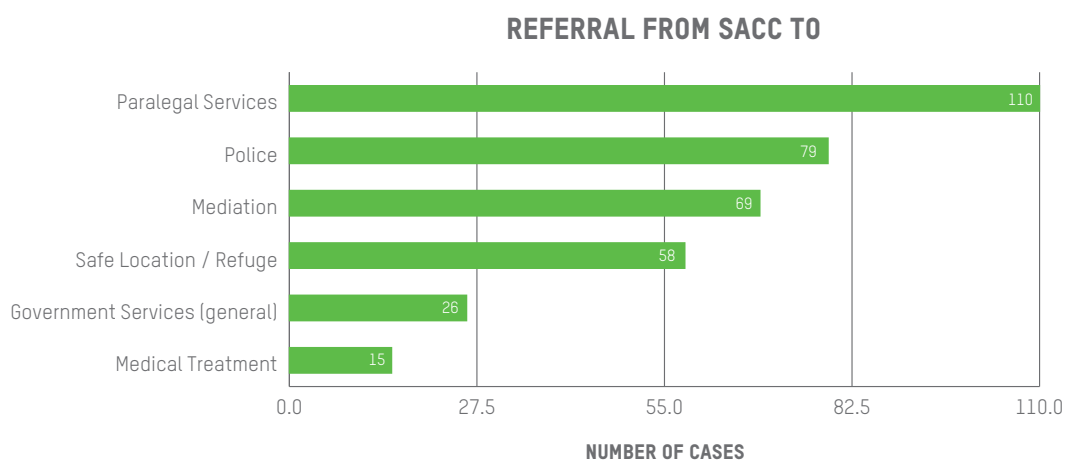
In most cases SACC provided counseling services (95.7%). Mediation (57.3%) and paralegal services (42.4%) are provided in about half of the cases.



50. Services Provided (SACC)

REFERRAL TO

SACC referred 14% of their cases to paralegal services and 10 % to the police. Complainants were also referred to mediation and safe location/refuge (see Fig 51).



51. Referral from SACC to

For cases where secondary victims were recorded (n=734), 60.4% of cases affected children.

INTERESTING FACT


When forced sex was recorded as cause of complaint, 36% of these cases involved drug and alcohol abuse.

When financial disagreement was the cause of complaint, it affected 76.5% of women.

ANNEX I COMMON DATA FORM

COMMON DATA SET FORM – (Client Information)			
DATA GROUP	Date:		Provide information
	Organisation:		
	Name of the Case Officer:		
	Client Case number:		
Personal and Family Details	Name:		Provide information
	Age:		
	Sex:		
	Place of residence:		
	Place of origin:		
	Occupation:		
	Education:		
	Marital status:		
	Religion:		
	Disability status:		
	Children (age and sex):		
Contact details (phone/mobile):			
Referral to crisis centre by community	<input type="checkbox"/>	Village Court	Tick the box that indicates the type of organisation doing the referral to your crisis centre
	<input type="checkbox"/>	Health services	
	<input type="checkbox"/>	Police (station/posts)	
	<input type="checkbox"/>	Family (relatives or friends)/Self	
	<input type="checkbox"/>	Community volunteers	
Type of Complaint	<input type="checkbox"/>	Physical & Sexual assault	Tick the box that indicates the type of complaint
	<input type="checkbox"/>	Sorcery related violence	
	<input type="checkbox"/>	Death	
	<input type="checkbox"/>	Kidnapping & hostage	
	<input type="checkbox"/>	Rape	
	<input type="checkbox"/>	Verbal abuse	
	<input type="checkbox"/>	Others (provide details)	

Cause of complaint		Sorcery accusation	
		Financial disagreement	
		Cultural practice	
		Forced sex in relationship	
		Disharmony in polygamous marriages	
		Others (provide details)	
Details of perpetrator	Name		Provide information
	Age		
	Sex		
	Place of residence:		
	Place of origin:		
	Occupation:		
	Relationship :		
	More than 2-5 perpetrators use another blank paper to provide more information		
Service provided (within centre)		Counselling	Tick the boxes that indicates the type of services provided
		Refuge accommodation	
		Mediation	
		Paralegal services:	
		Repatriation	
Referral from crisis centre to other service providers		Paralegal services	Tick the boxes that indicates the type of services client referred to
		Mediation	
		Medication/Treatment	
		Police	
		Safe location/refuge accommodation	
Secondary victims	Number victims		Provide information
	Relationship to the victim		
	Services provided by crisis centre		



OXFAM



Photo: Ula Majewski/OxfamAus